

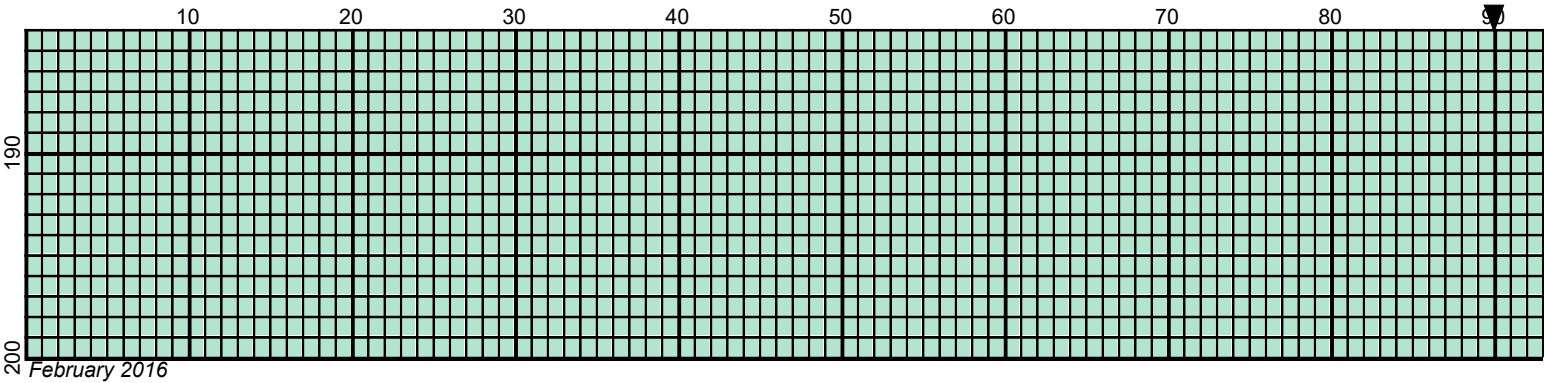
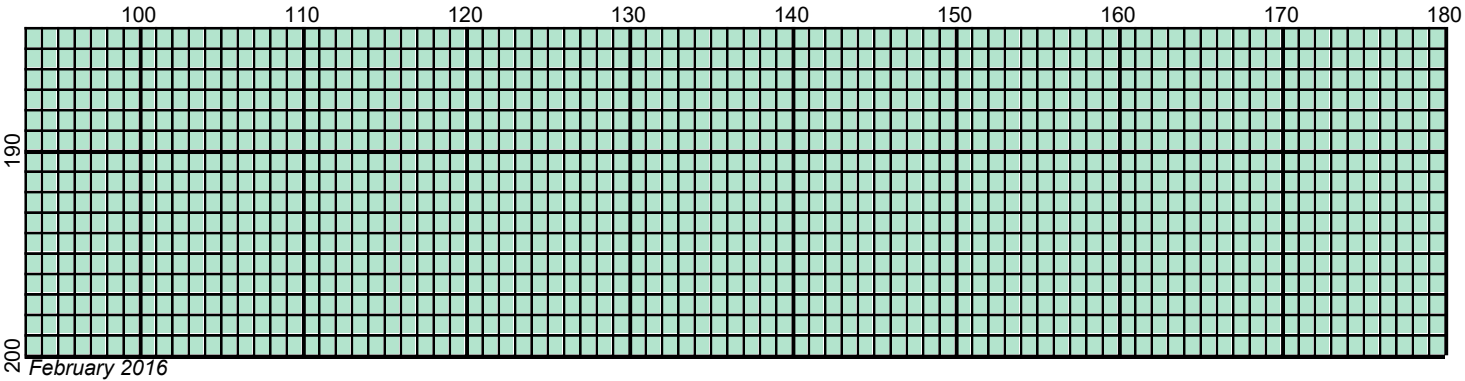


February 2016









mary_poppins_180x200

Author: Donna Hammell
Copyright: February 2016
Website: www.donnascrochetshoppe.com
Grid Size: 180W x 200H
Design Area: 18.00" x 25.00" (180 x 200 stitches)

Legend:

 [2] RHC 312 Black	 [2] RHC 0246 Sea Coral	 [2] RHC 001 White	 [2] RHC 0681 Mist Green
 [2] RHC 902 Jockey Red	 [2] RHC 853 Soft navy	 [2] RHC 0339 Mid Brown	
 [2] RHC 0258 Peachy	 [2] RHC 0336 Warm Brown	 [2] RHC 0412 Silver	

Instructions for using the graph.

GAUGE= 5 STS = 1"
4 ROWS = 1"

I USED SIZE "H" AFGHAN HOOK,USE WHATEVER SIZE GIVES YOU THE CORRECT GAUGE. CAN BE DONE IN AFGHAN STITCH OR SINGLE CROCHET.

EACH SQUARE ON THE GRAPH REPRESENTS 1 STITCH. FOR SINGLE CROCHET READ THE CHART FROM RIGHT TO LEFT, AND THEN LEFT TO RIGHT. IF USING AFGHAN STITCH ALWAYS READ FROM THE RIGHT.

TO START: CHAIN ONE MORE STITCH THAN GRAPH.ESTIMATED YARN NEEDED:

BACKGROUND: 36 OUNCES
SEA CORAL: SMALL AMT
SILVER: 1 OUNCE
WHITE: SMALL AMT
BLACK: 2 OUNCES
RED: 1 OUNCE
PEACH: SMALL AMT
WARM BROWN: SMALL AMT
MID BROWN: SMALL AMT