



60

70

80

90

100


10


20


30

40

50













<No Title>

Author: Donna Hammell
Company: Donna's Crochet Shoppe
Website: www.donnascrochetshoppe.com
Grid Size: 104W x 80H
Design Area: 10.40" x 10.00" (104 x 80 stitches)

Legend:

	[2] RHS	312	Black		[2] RHC	902	Jockey Red		[2] RHC	0258	Peachy
	[2] RHC	0230	Yellow		[2] RHC	001	White		[2] RHC	0513	Parakeet

Instructions for using the graph.

GAUGE= 5 STS = 1"
4 ROWS = 1"

I USED SIZE "H" AFGHAN HOOK,USE WHATEVER SIZE GIVES YOU THE CORRECT GAUGE. CAN BE DONE IN AFGHAN STITCH OR SINGLE CROCHET.

EACH SQUARE ON THE GRAPH REPRESENTS 1 STITCH. FOR SINGLE CROCHET READ THE CHART FROM RIGHT TO LEFT, AND THEN LEFT TO RIGHT. IF USING AFGHAN STITCH ALWAYS READ FROM THE RIGHT.

TO START: CHAIN ONE MORE STITCH THAN GRAPH.

ESTIMATED YARN NEEDED:
BLACK: 1 OUNCE
YELLOW: 1 OUNCE
RED: 2 OUNCES
WHITE: 2 OUNCES
PEACHY SMALL AMT
PARAKEET: 6 OUNCES