
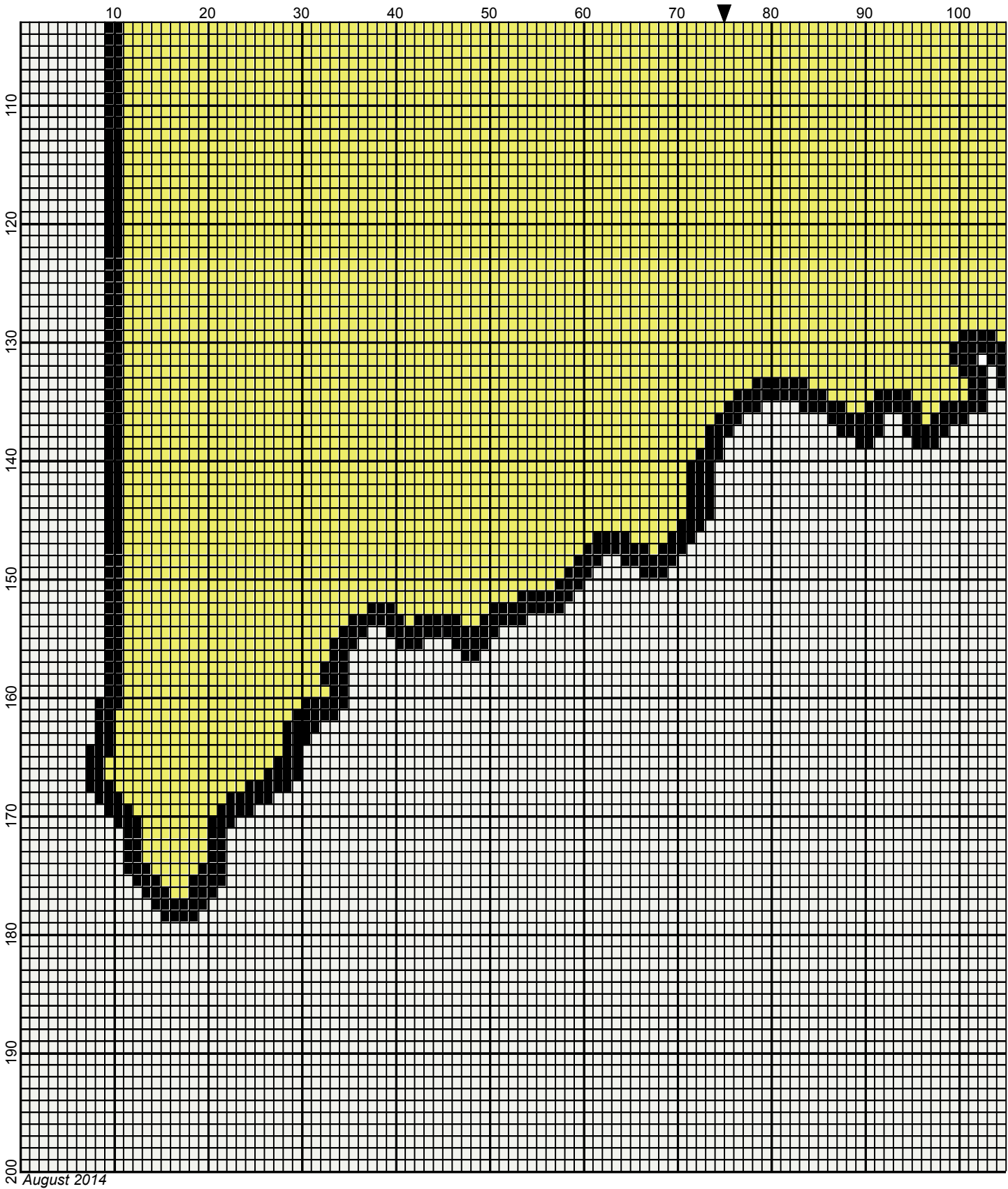
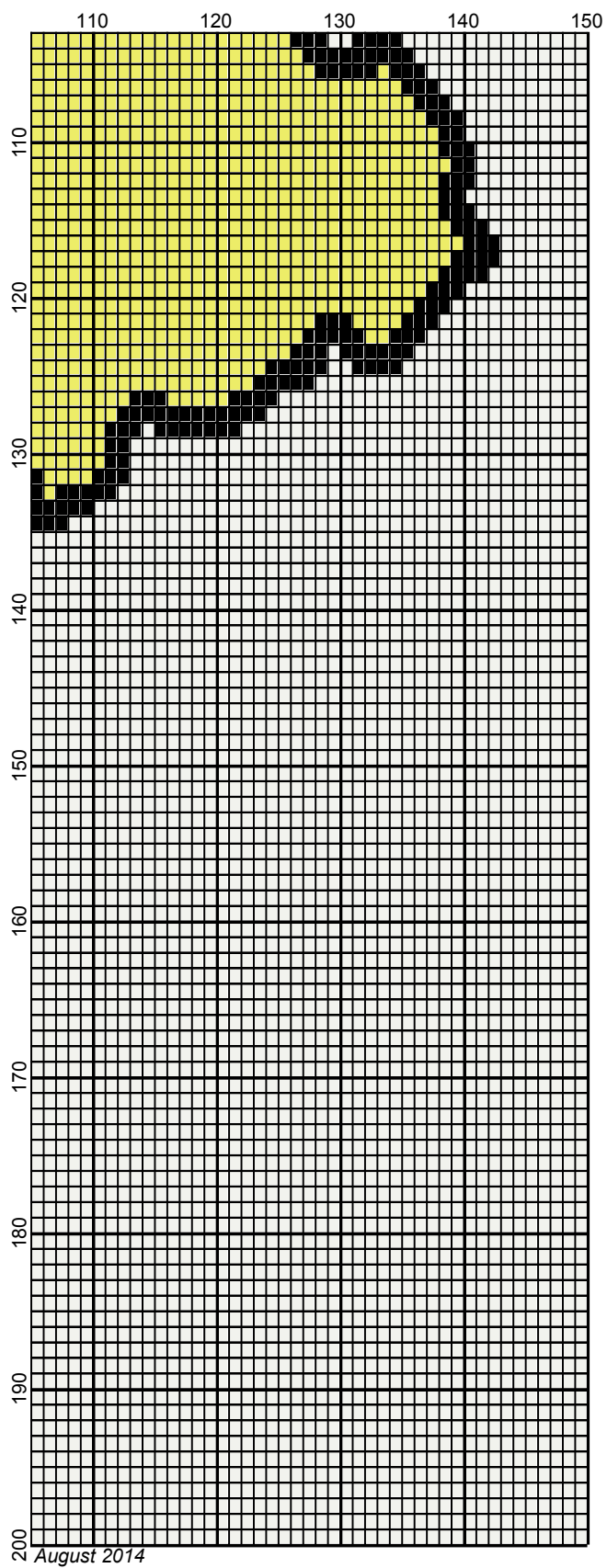


August 2014



August 2014







# maine

---

**Author:** Donna Hammell  
**Copyright:** August 2014  
**Website:** [www.donnascrochetshoppe.com](http://www.donnascrochetshoppe.com)  
**Grid Size:** 150W x 200H  
**Design Area:** 15.00" x 25.00" (150 x 200 stitches)

**Legend:**

 [2] RHS 324 Bright Yellow

 [2] RHS 316 Soft White

 [2] RHS 312 Black

Instructions for using the graph.

GAUGE= 5 STS = 1"  
4 ROWS = 1"

I USED SIZE "H" AFGHAN HOOK,USE WHATEVER SIZE GIVES YOU THE CORRECT GAUGE. CAN BE DONE IN AFGHAN STITCH OR SINGLE CROCHET.

EACH SQUARE ON THE GRAPH REPRESENTS 1 STITCH. FOR SINGLE CROCHET READ THE CHART FROM RIGHT TO LEFT, AND THEN LEFT TO RIGHT. IF USING AFGHAN STITCH ALWAYS READ FROM THE RIGHT.

TO START: CHAIN ONE MORE STITCH THAN GRAPH.

ESTIMATED RED HEART YARN NEEDED:  
BLACK; 2 OUNCES  
YELLOW: 14 OUNCES  
WHITE: 24 OUNCES