

lv_250x250

Author: Donna Hammell
Copyright: November 2020
Website: www.donnascrochetshoppe.com
Grid Size: 250W x 250H
Design Area: 25.00" x 31.25" (250 x 250 stitches)

Legend:

■ [2] RHS 312 Black □ [2] RHS 311 WHITE

Instructions for using the graph.

GAUGE= 5 STS = 1"
4 ROWS = 1"

I USED SIZE "H" AFGHAN HOOK,USE WHATEVER SIZE GIVES YOU THE CORRECT GAUGE. CAN BE DONE IN AFGHAN STITCH OR SINGLE CROCHET.

EACH SQUARE ON THE GRAPH REPRESENTS 1 STITCH. FOR SINGLE CROCHET READ THE CHART FROM RIGHT TO LEFT, AND THEN LEFT TO RIGHT. IF USING AFGHAN STITCH ALWAYS READ FROM THE RIGHT.

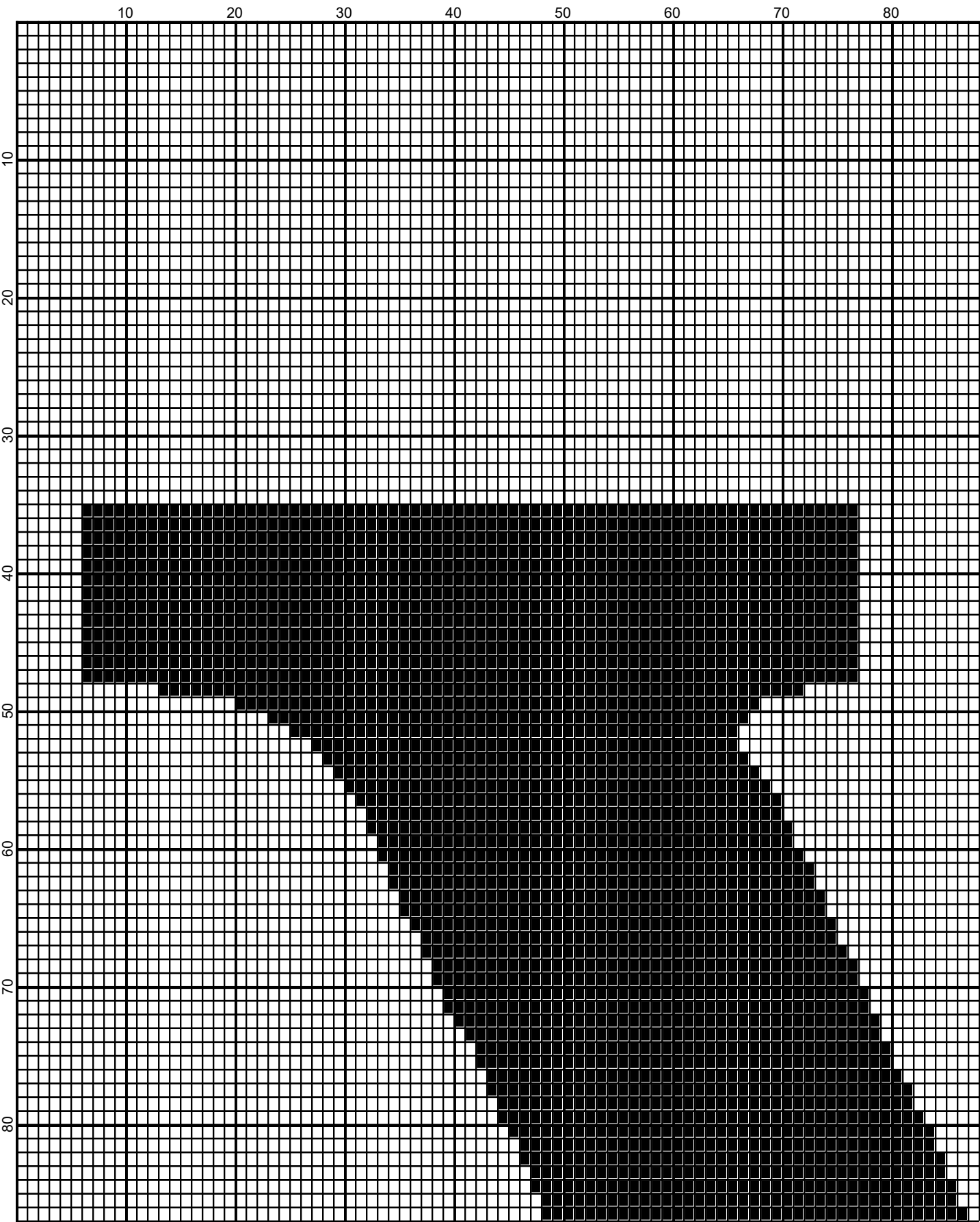
TO START: CHAIN ONE MORE STITCH THAN GRAPH.


YOU WILL NEED TO ADD STITCHES TO MAKE THE PIECE WIDER, AND ADD ROWS TO MAKE IT LONGER. THE DESIGN IS CENTERED, SO ADD STITCHES EVENLY TO BOTH SIDES.

ESTIMATED RED HEART YARN NEEDED:


WHITE:60 OUNCES

BLACK: 24 OUNCES







November 2020



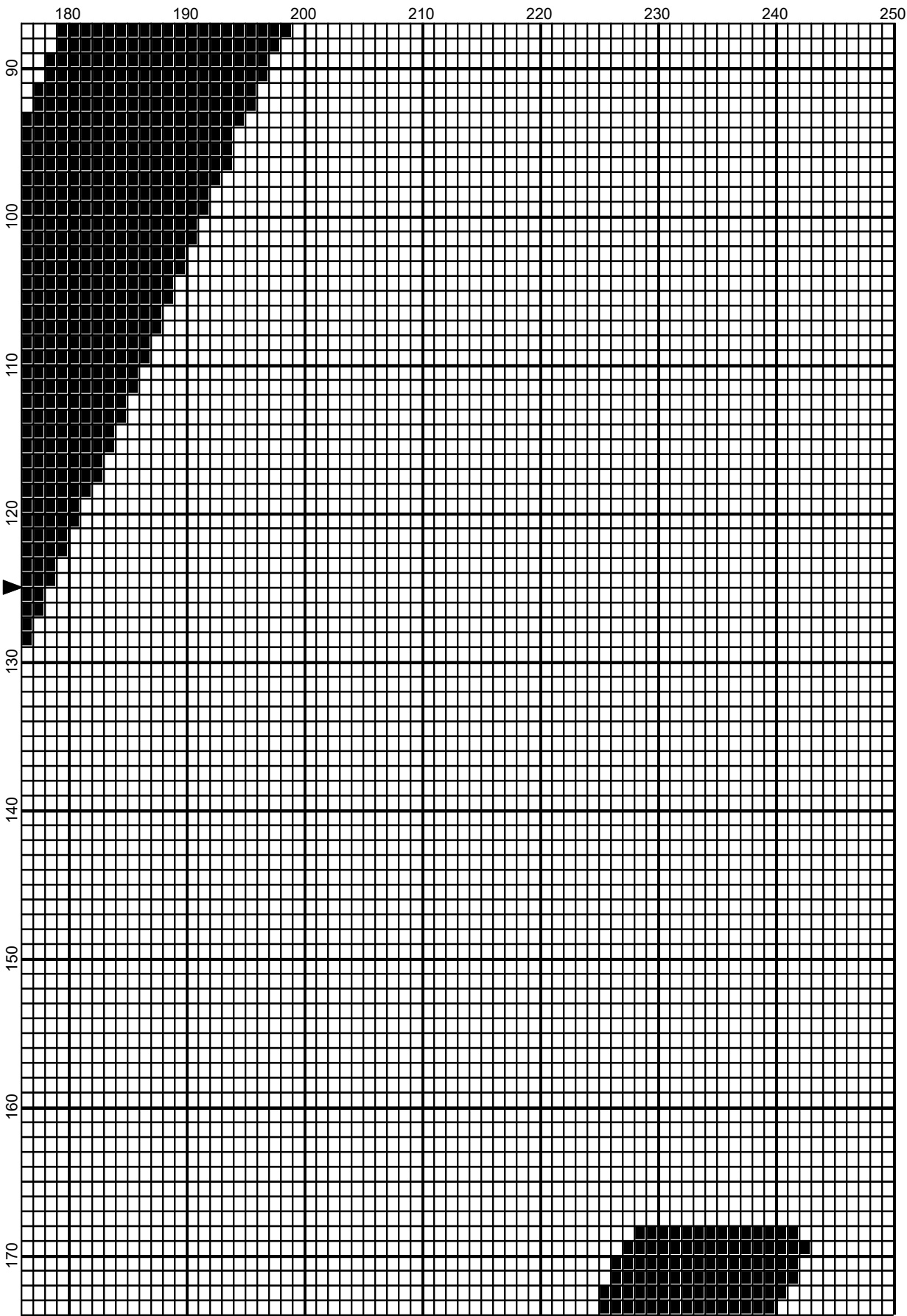
November 2020




November 2020





November 2020



November 2020







lv_250x250

Author: Donna Hammell
Copyright: November 2020
Website: www.donnascrochetshoppe.com
Grid Size: 250W x 250H
Design Area: 25.00" x 31.25" (250 x 250 stitches)

Legend:

■ [2] RHS 312 Black □ [2] RHS 311 WHITE

Instructions for using the graph.

GAUGE= 5 STS = 1"
4 ROWS = 1"

I USED SIZE "H" AFGHAN HOOK,USE WHATEVER SIZE GIVES YOU THE CORRECT GAUGE. CAN BE DONE IN AFGHAN STITCH OR SINGLE CROCHET.

EACH SQUARE ON THE GRAPH REPRESENTS 1 STITCH. FOR SINGLE CROCHET READ THE CHART FROM RIGHT TO LEFT, AND THEN LEFT TO RIGHT. IF USING AFGHAN STITCH ALWAYS READ FROM THE RIGHT.

TO START: CHAIN ONE MORE STITCH THAN GRAPH.

YOU WILL NEED TO ADD STITCHES TO MAKE THE PIECE WIDER, AND ADD ROWS TO MAKE IT LONGER. THE DESIGN IS CENTERED, SO ADD STITCHES EVENLY TO BOTH SIDES.

ESTIMATED RED HEART YARN NEEDED:

WHITE:60 OUNCES

BLACK: 24 OUNCES