




April 2008



April 2008



April 2008











# Luigi - Cars

---

**Author:** Donna Hammell  
**Copyright:** April 2008  
**Website:** [www.geocities.com/crochetshoppe/patterns.html](http://www.geocities.com/crochetshoppe/patterns.html)  
**Grid Size:** 200W x 200H  
**Design Area:** 19.20" x 17.00" (192 x 136 stitches)

## Legend:

 [2] DMC 310 black	 [2] 001 RH412 Silver	 [2] 001 RH252 Medium Coral
 [2] DMC 317 pewter gray	 [2] DMC 832 golden olive	 [2] 001 rh001 White
 [2] DMC 445 lemon - lt	 [2] DMC 926 gray green - md	

Instructions for using the graph.

GAUGE= 5 STS = 1"  
4 ROWS = 1"

I USED SIZE "H" AFGHAN HOOK, USE WHATEVER SIZE GIVES YOU THE CORRECT GAUGE. CAN BE DONE IN AFGHAN STITCH OR SINGLE CROCHET.

EACH SQUARE ON THE GRAPH REPRESENTS 1 STITCH. FOR SINGLE CROCHET READ THE CHART FROM LEFT TO RIGHT. IF USING AFGHAN STITCH ALWAYS READ FROM THE RIGHT.

TO START: CHAIN ONE MORE STITCH THAN GRAPH.

YOU WILL NEED TO ADD STITCHES TO MAKE THE PIECE WIDER, AND ADD ROWS TO MAKE IT LONGER. THE DESIGN IS CENTERED, SO ADD STITCHES EVENLY TO BOTH SIDES.

ESTIMATED RED HEART YARN NEEDED:

MEDIUM CORAL: 1 OUNCES  
WHITE: 2 OUNCES  
BACKGROUND: 24 OUNCES  
SILVER: 2 OUNCES  
BLACK : 6 OUNCES  
GOLDEN OLIVE/TAN: 1 OUNCE  
LEMON/LT YELLOW: 10 OUNCES  
GRAY GREEN: 1 OUNCE  
PEWTER GRAY: 3 OUNCES