
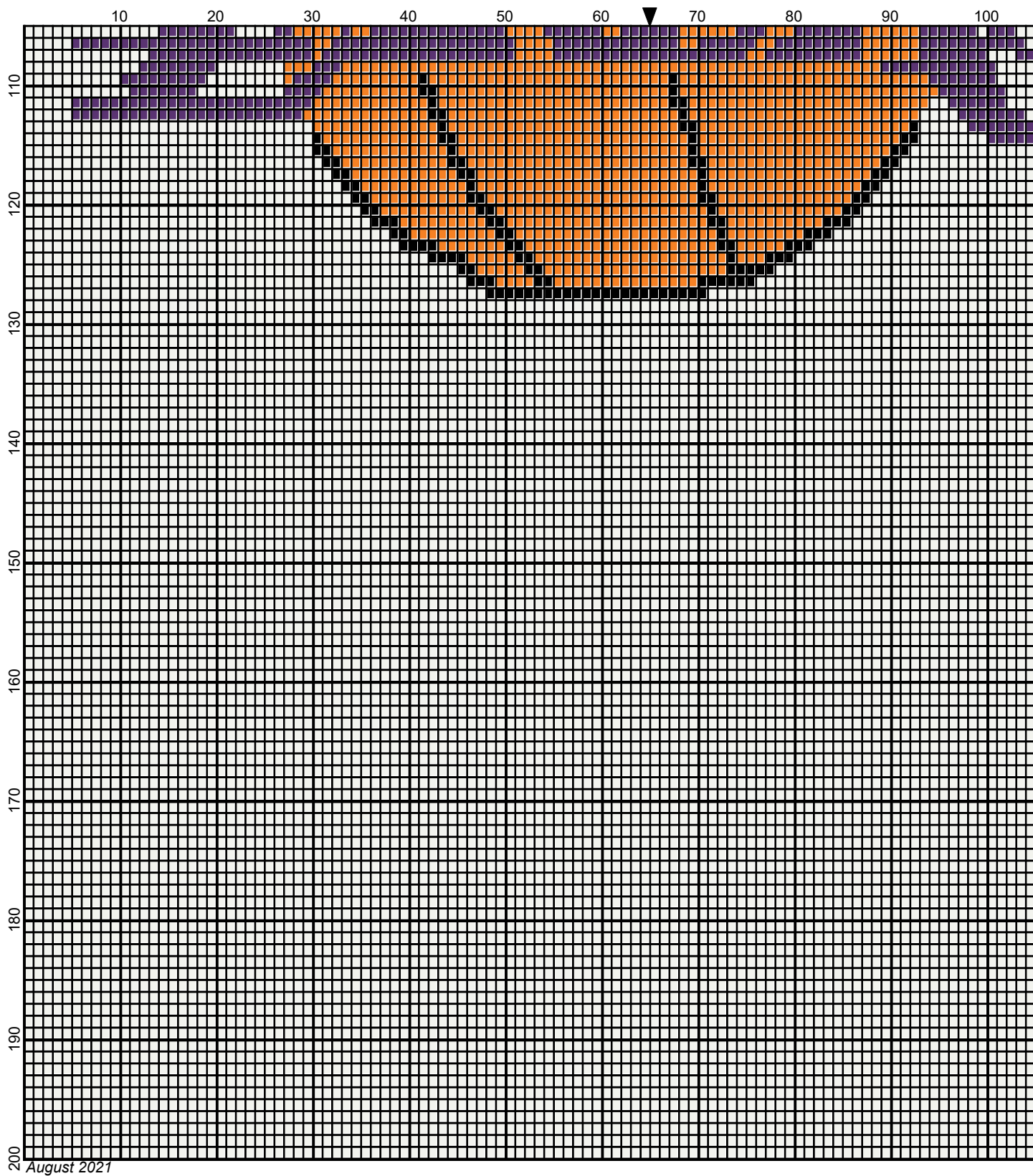


August 2021

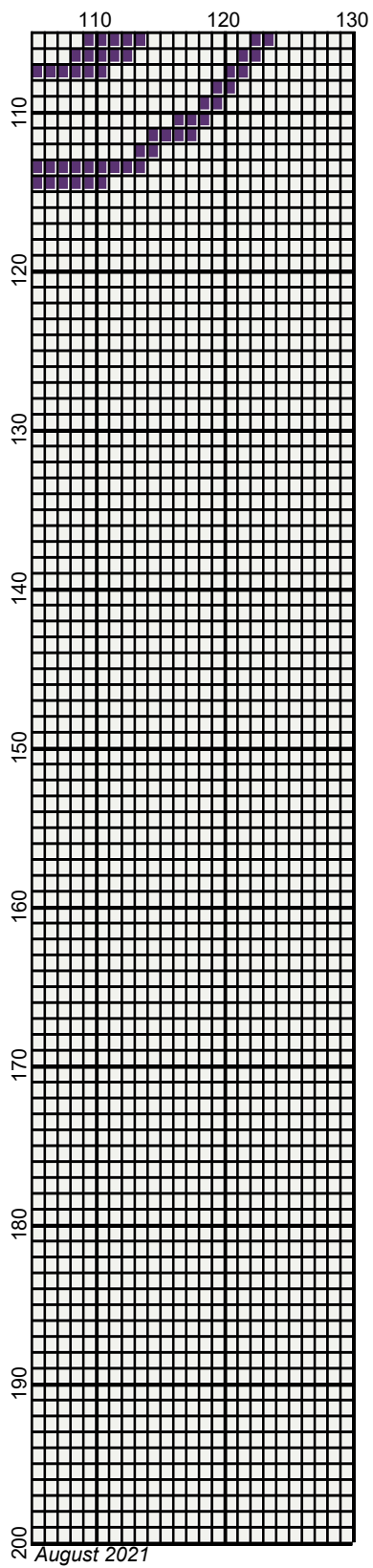


August 2021



Legend:

los_angeles_lakers_130x200 by Donna Hammell







■ RHS-254 ■ RHS-776 ■ RHS-312 □ RHS-316

los_angeles_lakers_130x200

Author: Donna Hammell
Copyright: August 2021
Website: www.donnascrochetshoppe.com
Grid Size: 130W x 200H
Design Area: 13.00" x 25.00" (130 x 200 stitches)

Legend:

 [2] RHS 254 Pumpkin  [2] RHS 776 Dark Orchid  [2] RHS 312 Black  [2] RHS 316 Soft White

Instructions for using the graph.

GAUGE= 5 STS = 1"
4 ROWS = 1"

I USED SIZE "H" AFGHAN HOOK, USE WHATEVER SIZE GIVES YOU THE CORRECT GAUGE. CAN BE DONE IN AFGHAN STITCH OR SINGLE CROCHET.

EACH SQUARE ON THE GRAPH REPRESENTS 1 STITCH. FOR SINGLE CROCHET READ THE CHART FROM RIGHT TO LEFT, AND THEN LEFT TO RIGHT. IF USING AFGHAN STITCH ALWAYS READ FROM THE RIGHT.

TO START: CHAIN ONE MORE STITCH THAN GRAPH.

YOU WILL NEED TO ADD STITCHES TO MAKE THE PIECE WIDER, AND ADD ROWS TO MAKE IT LONGER. THE DESIGN IS CENTERED, SO ADD STITCHES EVENLY TO BOTH SIDES.

ESTIMATED RED HEART YARN NEEDED:

WHITE: 30 OUNCES

BLACK: 1 OUNCE

DARK ORCHID/PURPLE: 2 OUNCES

PUMPKIN/ORANGE: 3 OUNCES