

10

20

30

40

50




10


20

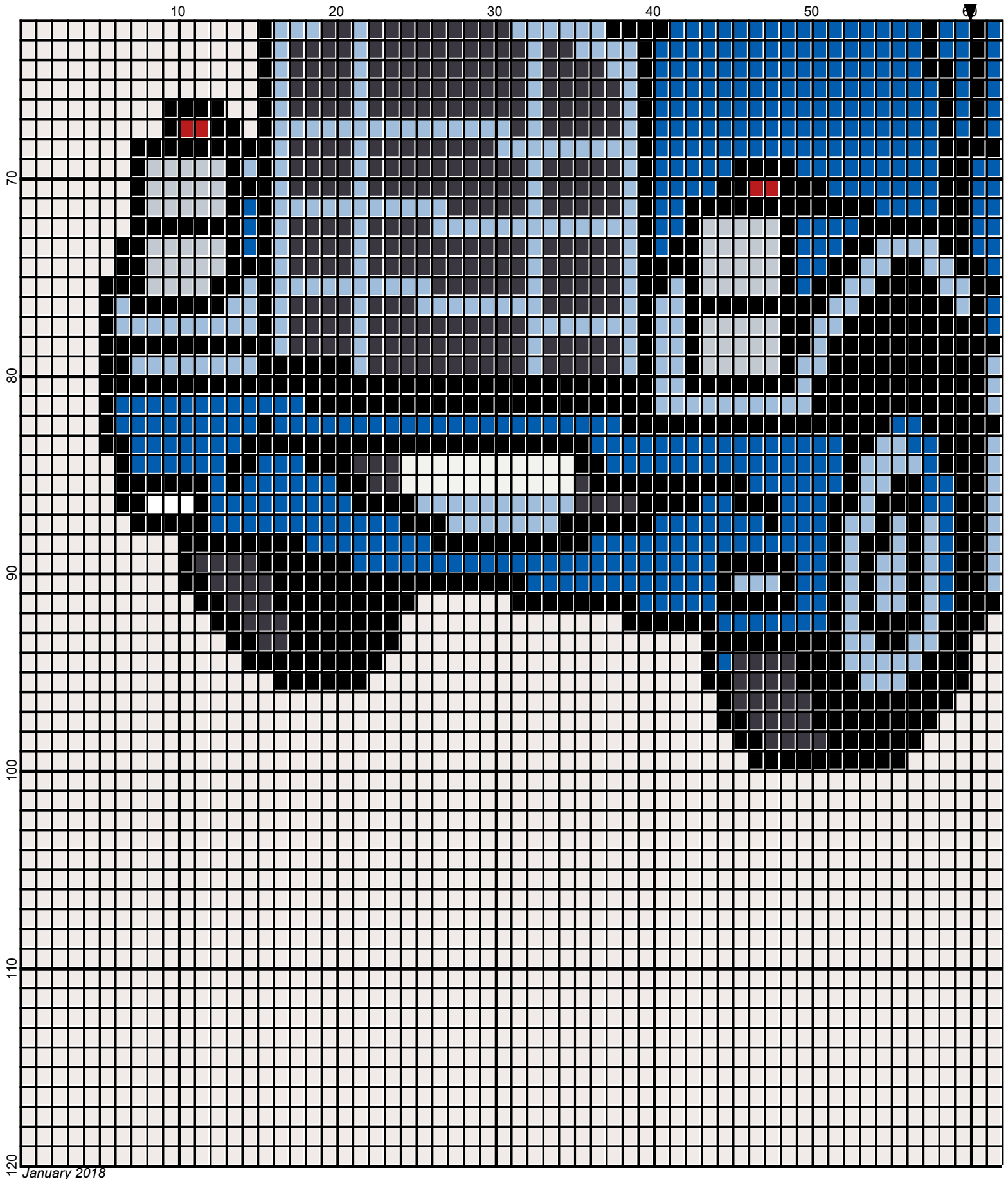
30

40

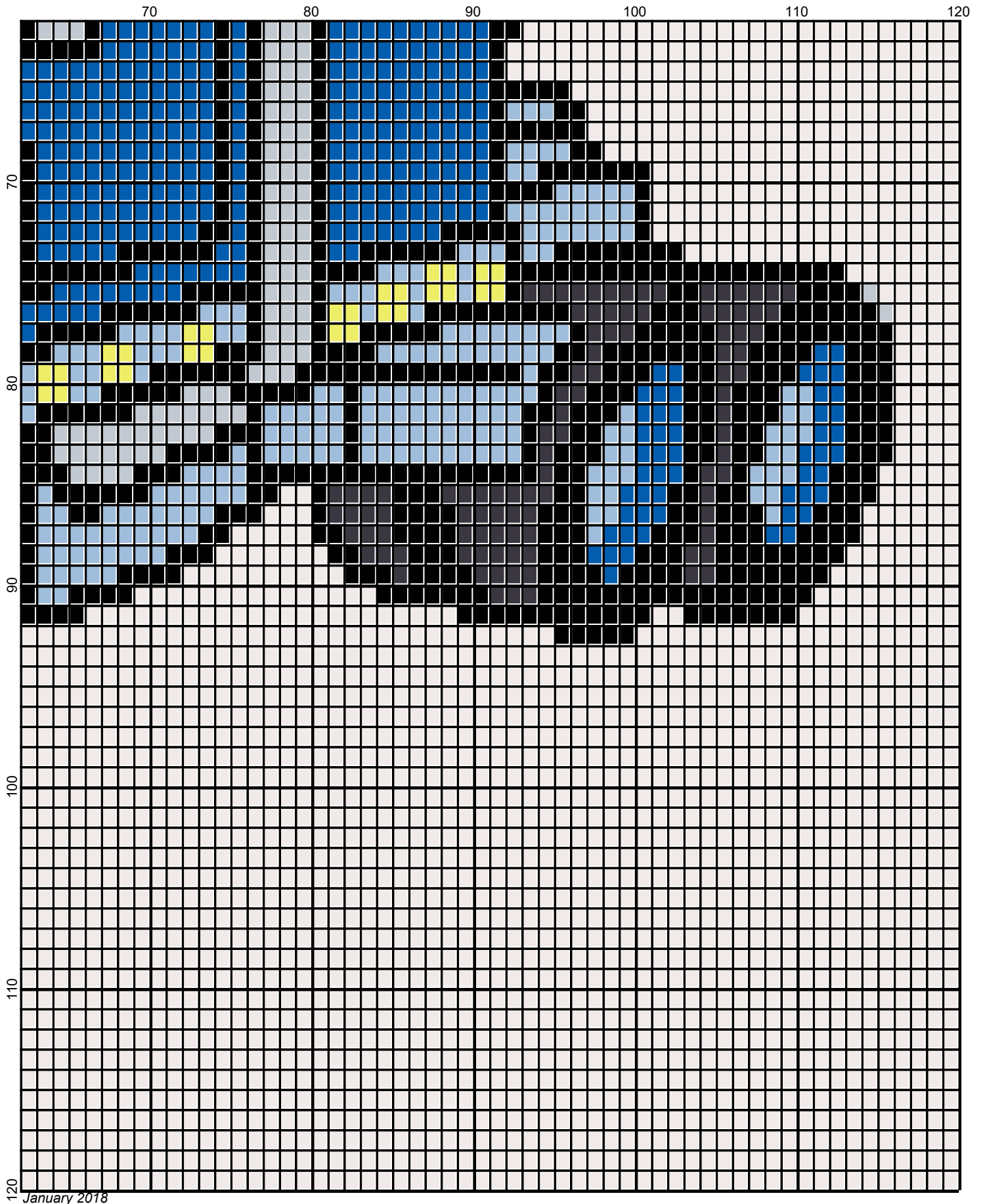
50







January 2018












January 2018

lorry_truck_120x120

Author: Donna Hammell
Company: Donna's Crochet Shoppe
Copyright: January 2018
Website: www.donnascrochetshoppe.com
Grid Size: 120W x 120H
Design Area: 12.00" x 15.00" (120 x 120 stitches)

Legend:

| | | |
|---|---|--|
|  [2] RHS 341 Light Gray |  [2] RHS 312 Black |  [2] RHS 3950 Charcoal |
|  [2] RHS 381 Light Blue |  [2] RHS 324 Bright Yellow |  [2] RHS 316 Soft White |
|  [2] RHS 3945 BLUE SUEDE |  [2] RHS 390 Hot Red |  [2] RHS 313 Aran |

Instructions for using the graph.

GAUGE= 5 STS = 1"
4 ROWS = 1"

I USED SIZE "H" AFGHAN HOOK, USE WHATEVER SIZE GIVES YOU THE CORRECT GAUGE. CAN BE DONE IN AFGHAN STITCH OR SINGLE CROCHET.

EACH SQUARE ON THE GRAPH REPRESENTS 1 STITCH. FOR SINGLE CROCHET READ THE CHART FROM RIGHT TO LEFT, AND THEN LEFT TO RIGHT. IF USING AFGHAN STITCH ALWAYS READ FROM THE RIGHT.

TO START: CHAIN ONE MORE STITCH THAN GRAPH.

YOU WILL NEED TO ADD STITCHES TO MAKE THE PIECE WIDER, AND ADD ROWS TO MAKE IT LONGER. THE DESIGN IS CENTERED, SO ADD STITCHES EVENLY TO BOTH SIDES.

ESTIMATED RED HEART YARN NEEDED:

WHITE: 1 OUNCE

BACKGROUND: 12 OUNCES

BRIGHT YELLOW: SMALL AMT

RED: SMALL AMT

CHARCOAL: 1 OUNCE

LT GRAY: 1 OUNCE

LIGHT BLUE: 2 OUNCES

BLUE SUEDE: 2 OUNCES

BLACK: 3 OUNCES