






June 2008

Lightning 100 x 57

Author: Donna Hammell
Copyright: June 2008
Website: www.geocities.com/crochetshoppe/patterns.html
Grid Size: 100W x 57H
Design Area: 9.60" x 5.50" (96 x 55 stitches)

Legend:

 [2] 001 rh001 White  [2] 001 RH912 Cherry Red  [2] 001 RH245 Orange
 [2] 001 RH012 Black  [2] 001 RH230 Yellow

Instructions for using the graph.

GAUGE= 5 STS = 1"
4 ROWS = 1"

I USED SIZE "H" AFGHAN HOOK, USE WHATEVER SIZE GIVES YOU THE CORRECT GAUGE. CAN BE DONE IN AFGHAN STITCH OR SINGLE CROCHET.

EACH SQUARE ON THE GRAPH REPRESENTS 1 STITCH. FOR SINGLE CROCHET READ THE CHART FROM RIGHT TO LEFT, AND THEN LEFT TO RIGHT. IF USING AFGHAN STITCH ALWAYS READ FROM THE RIGHT.

TO START: CHAIN ONE MORE STITCH THAN GRAPH.

YOU WILL NEED TO ADD STITCHES TO MAKE THE PIECE WIDER, AND ADD ROWS TO MAKE IT LONGER. THE DESIGN IS CENTERED, SO ADD STITCHES EVENLY TO BOTH SIDES.

ESTIMATED YARN NEEDED: SMALL AMOUNT OF EACH
RED: 2 OUNCES
BLACK: 2 OUNCE
WHITE: SMALL AMOUNT
YELLOW: SMALL AMOUNT
ORANGE: SMALL AMOUNT