







# leopard\_80x60

---

**Author:** Donna Hammell  
**Copyright:** December  
**Website:** [www.donnascrochetshoppe.com](http://www.donnascrochetshoppe.com)  
**Grid Size:** 80W x 60H  
**Design Area:** 8.00" x 7.50" (80 x 60 stitches)

## Legend:

 [2] RHS	254 Pumpkin	 [2] RHS	312 Black	 [2] RHS	311 WHITE
 [2] RHS	RHSS TOAST	 [2] RHS	320 Cornmeal	 [2] RHS	724 Baby Pink

Instructions for using the graph.

GAUGE= 5 STS = 1"  
4 ROWS = 1"

I USED SIZE "H" AFGHAN HOOK,USE WHATEVER SIZE GIVES YOU THE CORRECT GAUGE. CAN BE DONE IN AFGHAN STITCH OR SINGLE CROCHET.

EACH SQUARE ON THE GRAPH REPRESENTS 1 STITCH. FOR SINGLE CROCHET READ THE CHART FROM RIGHT TO LEFT, AND THEN LEFT TO RIGHT. IF USING AFGHAN STITCH ALWAYS READ FROM THE RIGHT.

TO START: CHAIN ONE MORE STITCH THAN GRAPH.

IF YOU NEED TO MAKE THE PIECE WIDER ADD AN EVEN NUMBER OF STITCHES TO BOTH SIDES, AND ADD ROWS TO MAKE IT LONGER. THE DESIGN IS CENTERED, SO ADD STITCHES EVENLY TO BOTH SIDES.

## ESTIMATED YARN NEEDED:

BLACK:1 OUNCE  
WHITE: SMALL AMT  
PUMPKIN: 1 OUNCE  
TOAST/BROWN: 1 OUNCE  
CORNMEAL: 1 OUNCE  
BACKGROUND: 4 OUNCES