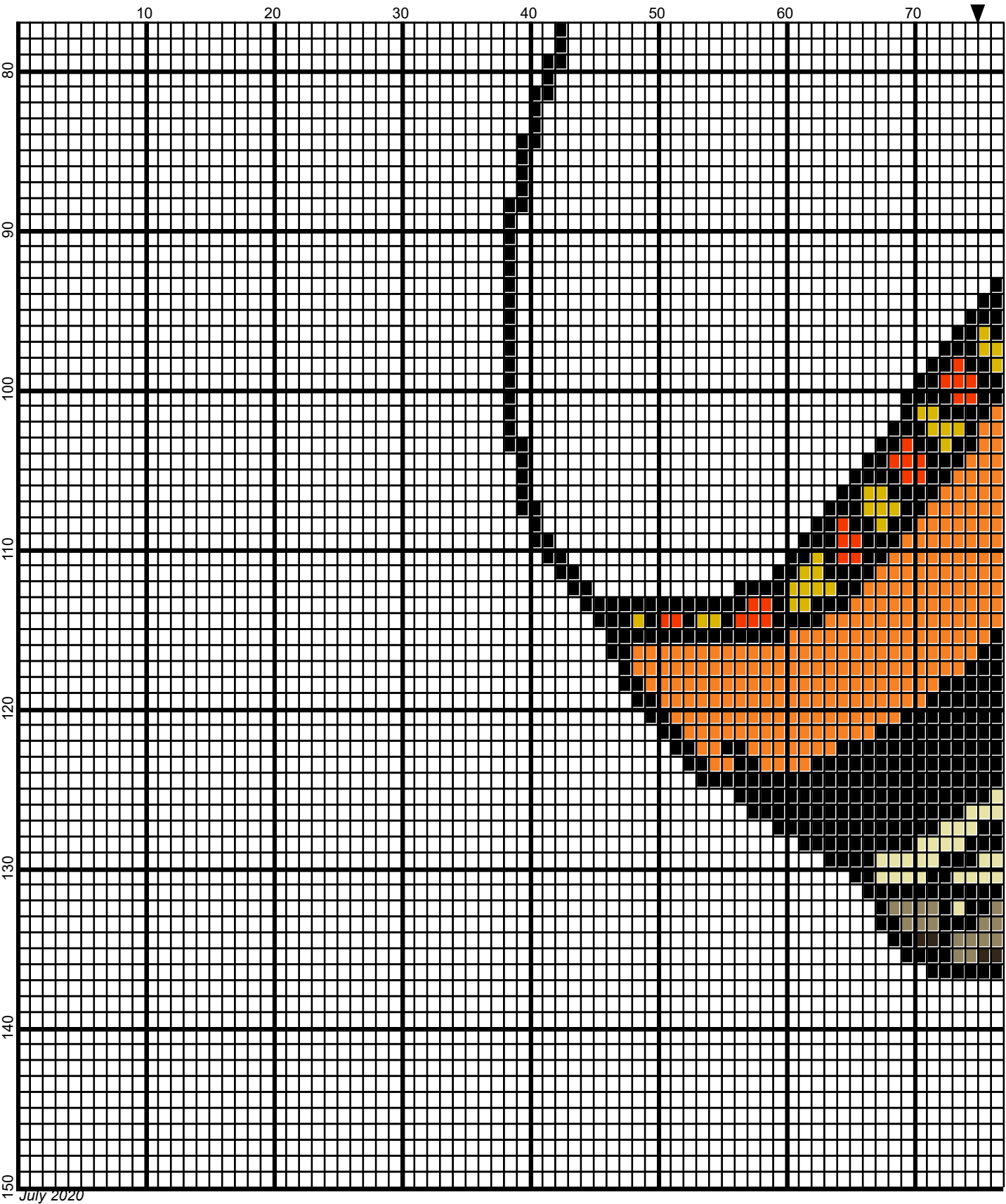



July 2020












July 2020



kung_fu_panda_150x150

Author: Donna Hammell
Copyright: July 2020
Website: www.donnascrochetshoppe.com
Grid Size: 150W x 150H
Design Area: 14.60" x 15.50" (146 x 124 stitches)

Legend:

	[2] RHS	312	Black		[2] RHS	3251	FLAME		[2] RHS	320	Cornmeal
	[2] RHS	321	Gold		[2] RHS	311	WHITE		[2] RHS	360	Cafe Latte
	[2] RHS	254	Pumpkin		[2] RHS	389	Hunter Green		[2] RHS	365	Coffee

Instructions for using the graph.

GAUGE= 5 STS = 1"
4 ROWS = 1"

I USED SIZE "H" AFGHAN HOOK,USE WHATEVER SIZE GIVES YOU THE CORRECT GAUGE. CAN BE DONE IN AFGHAN STITCH OR SINGLE CROCHET.

EACH SQUARE ON THE GRAPH REPRESENTS 1 STITCH. FOR SINGLE CROCHET READ THE CHART FROM RIGHT TO LEFT, AND THEN LEFT TO RIGHT. IF USING AFGHAN STITCH ALWAYS READ FROM THE RIGHT.

TO START: CHAIN ONE MORE STITCH THAN GRAPH.

IF YOU NEED TO MAKE THE PIECE WIDER ADD AN EVEN NUMBER OF STITCHES TO BOTH SIDES, AND ADD ROWS TO MAKE IT LONGER. THE DESIGN IS CENTERED, SO ADD STITCHES EVENLY TO BOTH SIDES.

ESTIMATED YARN NEEDED:

BLACK: 6 OUNCES
WHITE: 4 OUNCES
GOLD/YELLOW: SMALL AMT
PUMPKIN: 1 OUNCE
FLAME: SMALL AMT
COFFEE: SMALL AMT
HUNTER: SMALL AMT
CORNMEAL: SMALL AMT
CAFE LATTE: SMALL AMT
BACKGROUND: 20 OUNCES