


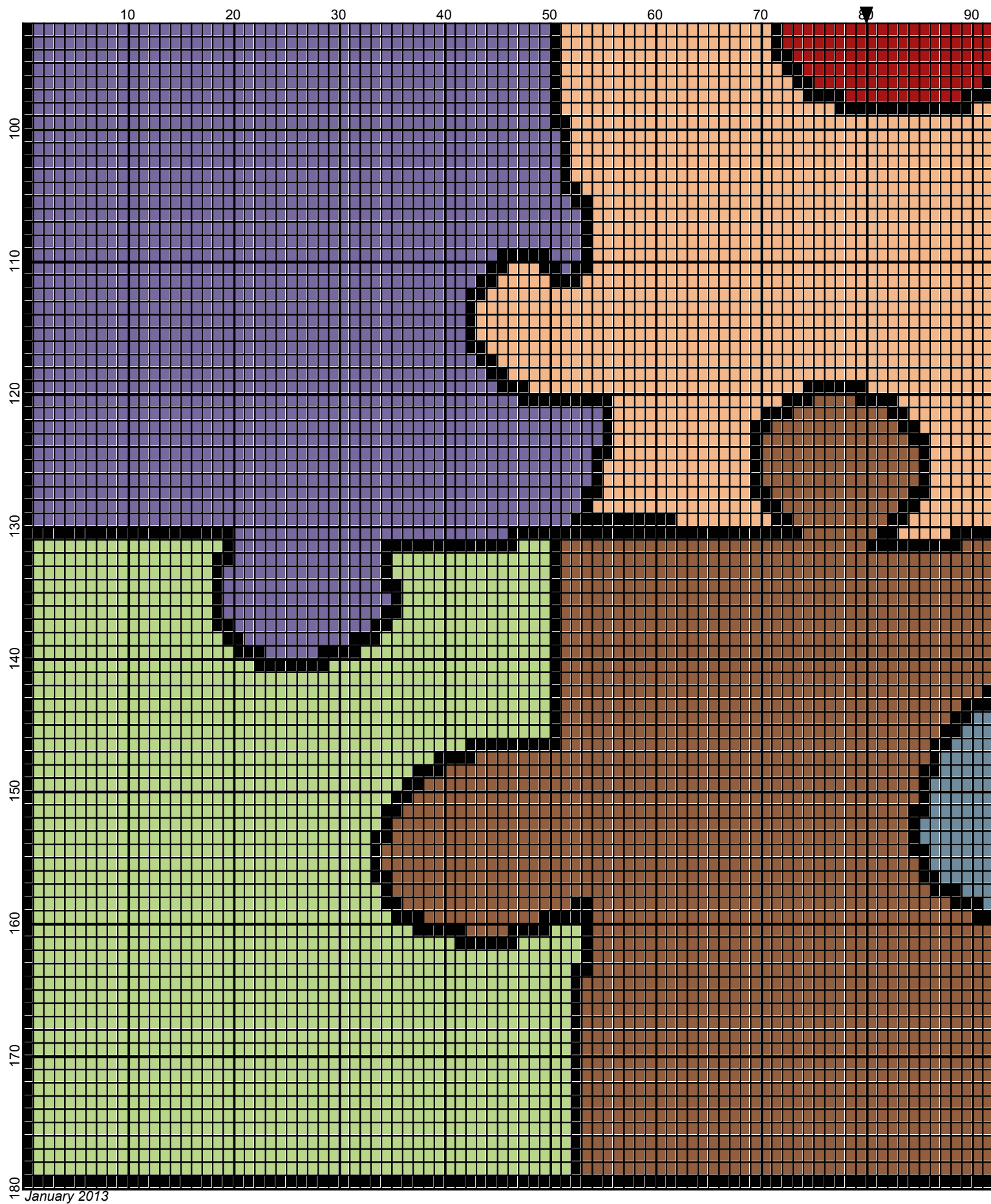
January 2013




Legend:

- HOB-839332
- HOB-574459
- HOB-574474
- HOB-839357
- HOB-398834
- HOB-519579
- HOB-458760
- HOB-573980
- HOB-Pistac
- HOB-282228
- HOB-248807
- HOB-398651
- HOB-398610

January 2013


















jigsaw_puzzle

Author: Donna Hammell
Copyright: January 2013
Website: www.donnascrochetshoppe.com
Grid Size: 160W x 180H
Design Area: 16.00" x 22.50" (160 x 180 stitches)

Legend:

	[2]	HOB	839332	Black		[2]	HOB	519579	Amethyst		[2]	HOB	248807	Orange
	[2]	HOB	574459	Green Neon		[2]	HOB	458760	Light Peach		[2]	HOB	398651	Sea Blue
	[2]	HOB	574474	Blue Neon		[2]	HOB	573980	Fuschia Neon		[2]	HOB	398610	Toasted Almond
	[2]	HOB	839357	Red		[2]	HOB		Pistac Pistache					
	[2]	HOB	398834	Yellow		[2]	HOB	282228	Pink					

Instructions for using the graph.

GAUGE= 5 STS = 1"
4 ROWS = 1"

I USED SIZE "H" AFGHAN HOOK,USE WHATEVER SIZE GIVES YOU THE CORRECT GAUGE. CAN BE DONE IN AFGHAN STITCH OR SINGLE CROCHET.

EACH SQUARE ON THE GRAPH REPRESENTS 1 STITCH. FOR SINGLE CROCHET READ THE CHART FROM LEFT TO RIGHT. IF USING AFGHAN STITCH ALWAYS READ FROM THE RIGHT.

TO START: CHAIN ONE MORE STITCH THAN GRAPH.

YOU WILL NEED TO ADD STITCHES TO MAKE THE PIECE WIDER, AND ADD ROWS TO MAKE IT LONGER. THE DESIGN IS CENTERED, SO ADD STITCHES EVENLY TO BOTH SIDES.

ESTIMATED YARN NEEDED: 3 OUNCES OF EACH COLOR

BLACK
NEON GREEN
BLUE NEON
RED
YELLOW
AMETHYST
PINK
FUSHIA NEON
PISTACHIO
LT PEACH
ORANGE
SEA BLUE
TOASTED ALMOND