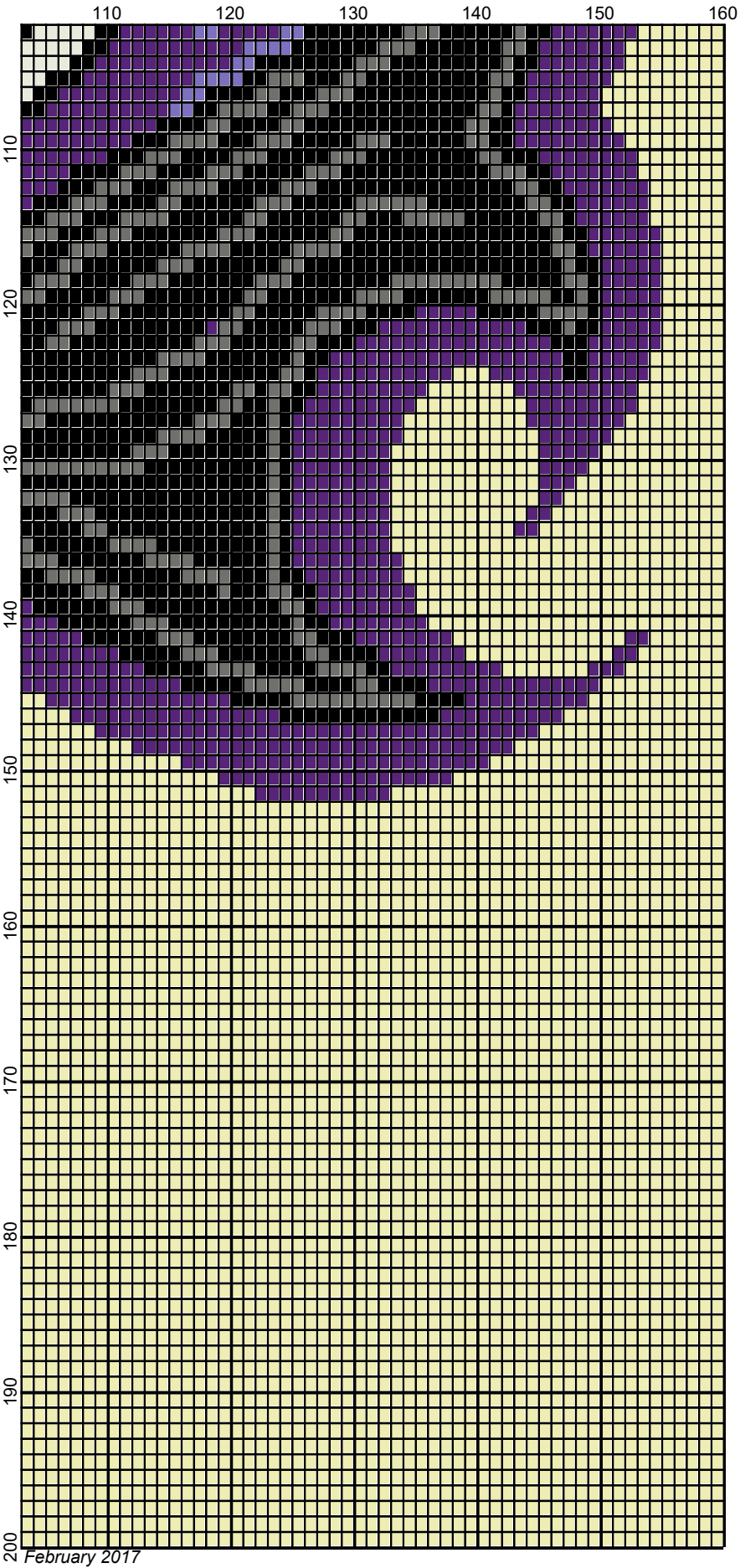


February 2017









# jack\_skellington\_purple

---

**Author:** Donna Hammell  
**Company:** Donna's Crochet Shoppe  
**Copyright:** February 2017  
**Website:** www.donnascrochetshoppe.com  
**Grid Size:** 160W x 200H  
**Design Area:** 16.00" x 25.00" (160 x 200 stitches)

**Legend:**

	[2] RHC	0401 Nickel		[2] RHC	312 Black		[2] RHC	0596 Purple
	[2] RHC	003 Off White		[2] RHC	584 Lavendar		[2] RHS	322 Pale Yellow

Instructions for using the graph.

GAUGE= 5 STS = 1"  
4 ROWS = 1"

I USED SIZE "H" HOOK,USE WHATEVER SIZE GIVES YOU THE CORRECT GAUGE. CAN BE DONE IN AFGHAN STITCH OR SINGLE CROCHET.

EACH SQUARE ON THE GRAPH REPRESENTS 1 STITCH. FOR SINGLE CROCHET READ THE CHART FROM RIGHT TO LEFT, AND THEN LEFT TO RIGHT. IF USING AFGHAN STITCH ALWAYS READ FROM THE RIGHT.

TO START: CHAIN ONE MORE STITCH THAN GRAPH.

ESTIMATED BERNAT SUPER VALUE YARN NEEDED:  
OFF WHITE: 4 OUNCES  
BLACK: 6 OUNCES  
LAVENDAR: 1 OUNCE  
PURPLE: 6 OUNCES  
NICKEL: 2 OUNCES  
BACKGROUND: 28 OUNCES