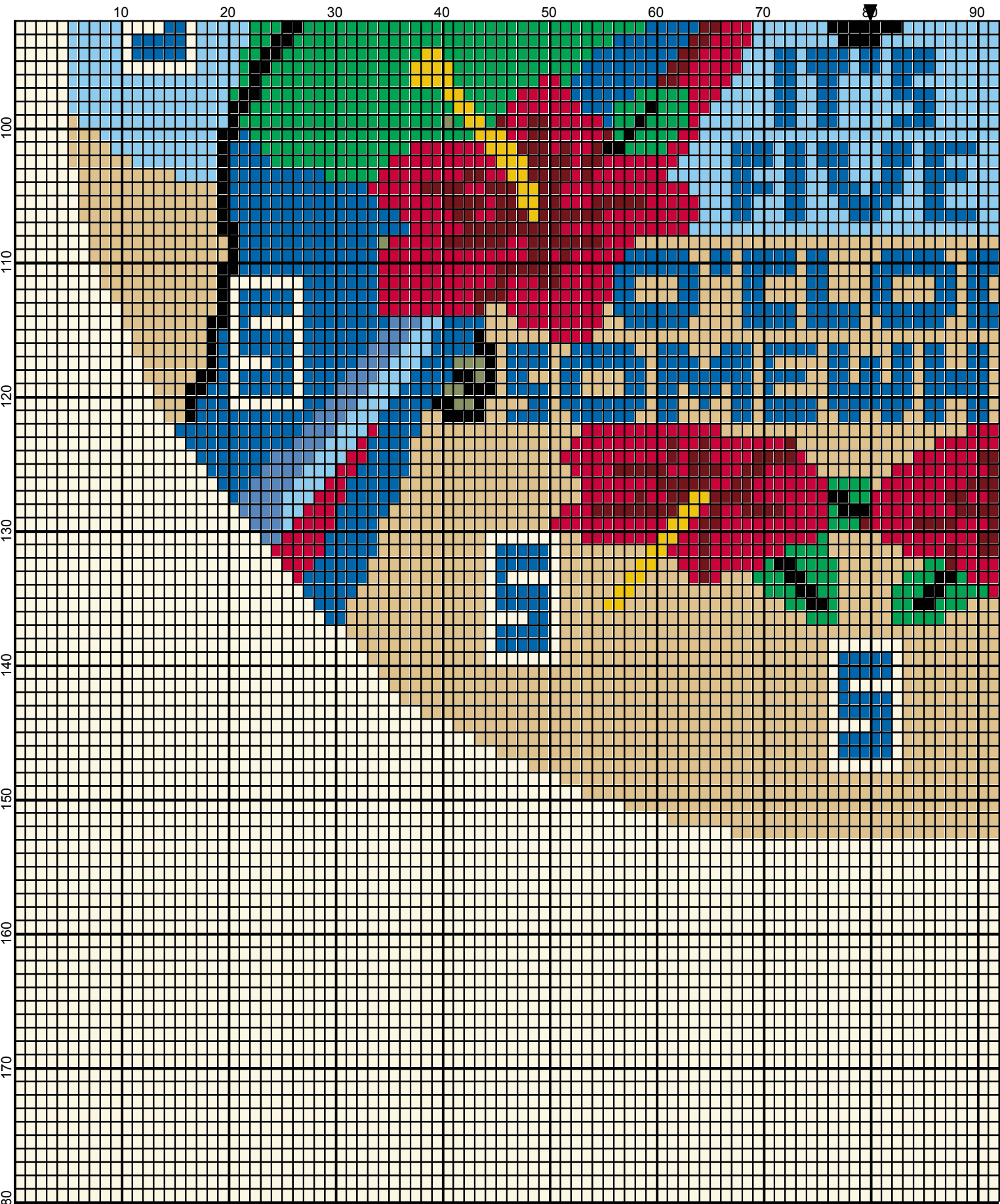
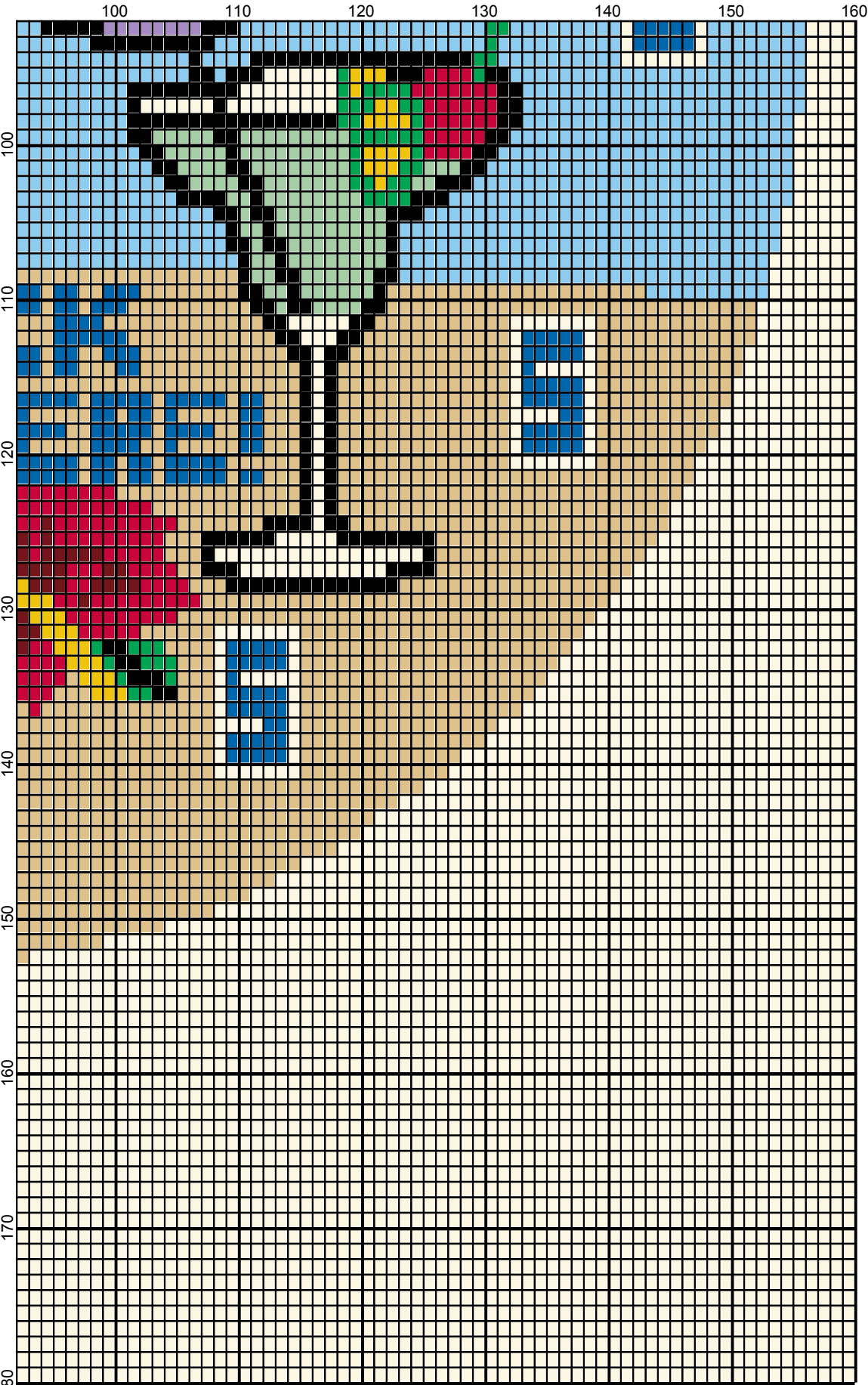


- Legend:
- BSS-53222
 - BSS-53201
 - BSS-53116
 - BSS-515
 - BSS-609
 - BSS-607
 - BSS-610
 - BSS-8879
 - BSS-8886
 - BSS-7421
 - BSS-608
 - BSS-436
 - BSS-7414
 - BSS-317
 - BSS-7759















January 2013

its_5oclock_2

Author: Donna Hammell
Copyright: January 2013
Website: www.donnascrochetshoppe.com
Grid Size: 160W x 180H
Design Area: 16.00" x 22.50" (160 x 180 stitches)

Legend:

 [2] BSS 53222 Fern
 [2] BSS 53201 Aqua
 [2] BSS 53116 Faded Denim
 [2] BSS 515 Deep Straw
 [2] BSS 609 Kelly Green

 [2] BSS 607 Berry
 [2] BSS 610 Royal Blue
 [2] BSS 8879 Sky
 [2] BSS 8886 Mint
 [2] BSS 7421 Black

 [2] BSS 608 Bright Yellow
 [2] BSS 436 Cherry
 [2] BSS 7414 Natural
 [2] BSS 317 Lilac
 [2] BSS 7759 Deep Sea Green

Instructions for using the graph.

GAUGE= 5 STS = 1"
4 ROWS = 1"

I USED SIZE "H" AFGHAN HOOK,USE WHATEVER SIZE GIVES YOU THE CORRECT GAUGE. CAN BE DONE IN AFGHAN STITCH OR SINGLE CROCHET.

EACH SQUARE ON THE GRAPH REPRESENTS 1 STITCH. FOR SINGLE CROCHET READ THE CHART FROM RIGHT TO LEFT, AND THEN LEFT TO RIGHT. IF USING AFGHAN STITCH ALWAYS READ FROM THE RIGHT.

TO START: CHAIN ONE MORE STITCH THAN GRAPH.

YOU WILL NEED TO ADD STITCHES TO MAKE THE PIECE WIDER, AND ADD ROWS TO MAKE IT LONGER. THE DESIGN IS CENTERED, SO ADD STITCHES EVENLY TO BOTH SIDES.

FERN :1 OUNCE
AQUA: 2 OUNCES
FADED DENIM:1 OUNCE
DEEP STRAW: 3 OUNCES
KELLY GREEN: 1 OUNCE
BERRY: 2 OUNCES
ROYAL BLUE: 2 OUNCES
SKY: 4 OUNCES
MINT: SMALL AMT
BLACK: 1 OUNCE
BRIGHT YELLOW: SMALL AMT
CHERRY: 1 OUNCE
NATURAL: 16 OUNCES
LILAC: SMALL AMT
DEEP SEA GREEN: 1 OUNCE