

January 2013











January 2013





its_5oclock

Author: Donna Hammell
Copyright: January 2013
Website: www.donnascrochetshoppe.com
Grid Size: 160W x 180H
Design Area: 16.00" x 22.50" (160 x 180 stitches)

Legend:

 [2] BSS 608 Bright Yellow
 [2] BSS 610 Royal Blue
 [2] BSS 615 Carrot
 [2] BSS 616 Peacock

 [2] BSS 7421 Black
 [2] BSS 7445 Yellow
 [2] BSS 53045 Granite
 [2] BSS 609 Kelly Green

 [2] BSS 7391 White
 [2] RHS 324 Bright Yellow
 [2] BSS 515 Deep Straw
 [2] HOB 921577 Jelly Bean

Instructions for using the graph.

GAUGE= 5 STS = 1"
4 ROWS = 1"

I USED SIZE "H" AFGHAN HOOK,USE WHATEVER SIZE GIVES YOU THE CORRECT GAUGE. CAN BE DONE IN AFGHAN STITCH OR SINGLE CROCHET.

EACH SQUARE ON THE GRAPH REPRESENTS 1 STITCH. FOR SINGLE CROCHET READ THE CHART FROM RIGHT TO LEFT, AND THEN LEFT TO RIGHT. IF USING AFGHAN STITCH ALWAYS READ FROM THE RIGHT.

TO START: CHAIN ONE MORE STITCH THAN GRAPH.

YOU WILL NEED TO ADD STITCHES TO MAKE THE PIECE WIDER, AND ADD ROWS TO MAKE IT LONGER. THE DESIGN IS CENTERED, SO ADD STITCHES EVENLY TO BOTH SIDES.

BRIGHT YELLOW: 5 OUNCES
ROYAL BLUE: 3 OUNCES
CARROT: 1 OUNCE
PEACOCK: 3 OUNCES
BLACK: 4 OUNCES
PALE YELLOW: 2 OUNCES
GRANITE: 1 OUNCE
KELLY GREEN: 1 OUNCE
WHITE: 2 OUNCES
BRIGHT YELLOW: 9 OUNCES
DEEP STRAW: 1 OUNCE
JELLY BEAN GREEN: 5 OUNCES