







October 2020



hippy_letters

Author: Donna Hammell
Copyright: October 2020
Website: www.donnascrochetshoppe.com
Grid Size: 100W x 110H
Design Area: 9.50" x 12.63" (95 x 101 stitches)

Legend:

 [2] RHS 321 Gold
 [2] RHS 324 Bright Yellow
 [2] RHS 347 Light Periwinkle

 [2] RHS 390 Hot Red
 [2] RHS 406 Medium Thyme
 [2] RHS 528 Medium Purple

 [2] RHS 672 Spring Green
 [2] RHS 726 Coral

Instructions for using the graph.

GAUGE= 4 STS = 1"
4 ROWS = 1"

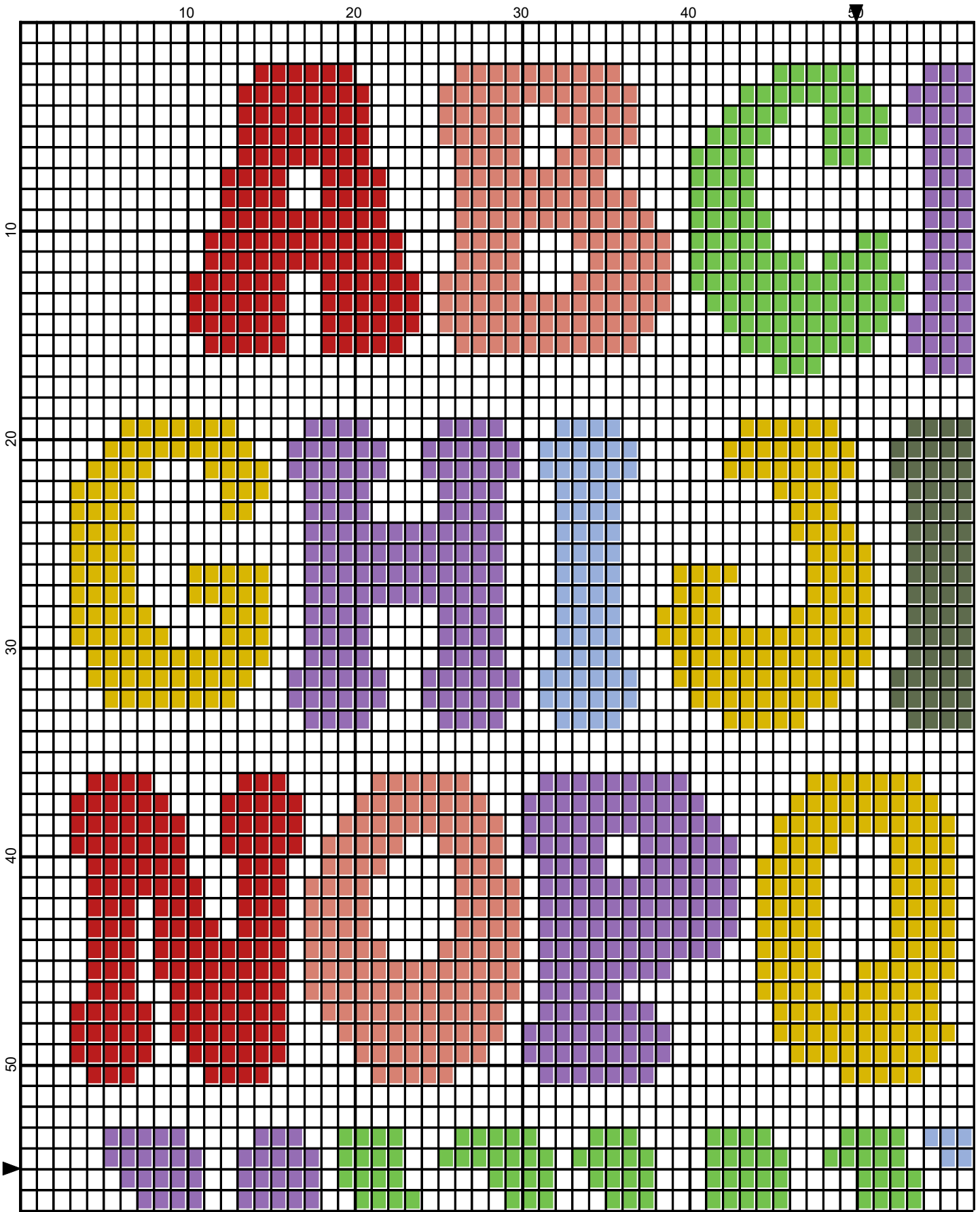
I USED SIZE "H" AFGHAN HOOK, USE WHATEVER SIZE GIVES YOU THE CORRECT GAUGE. CAN BE DONE IN AFGHAN STITCH OR SINGLE CROCHET.


EACH SQUARE ON THE GRAPH REPRESENTS 1 STITCH. FOR SINGLE CROCHET READ THE CHART FROM RIGHT TO LEFT, AND THEN LEFT TO RIGHT. IF USING AFGHAN STITCH ALWAYS READ FROM THE RIGHT.

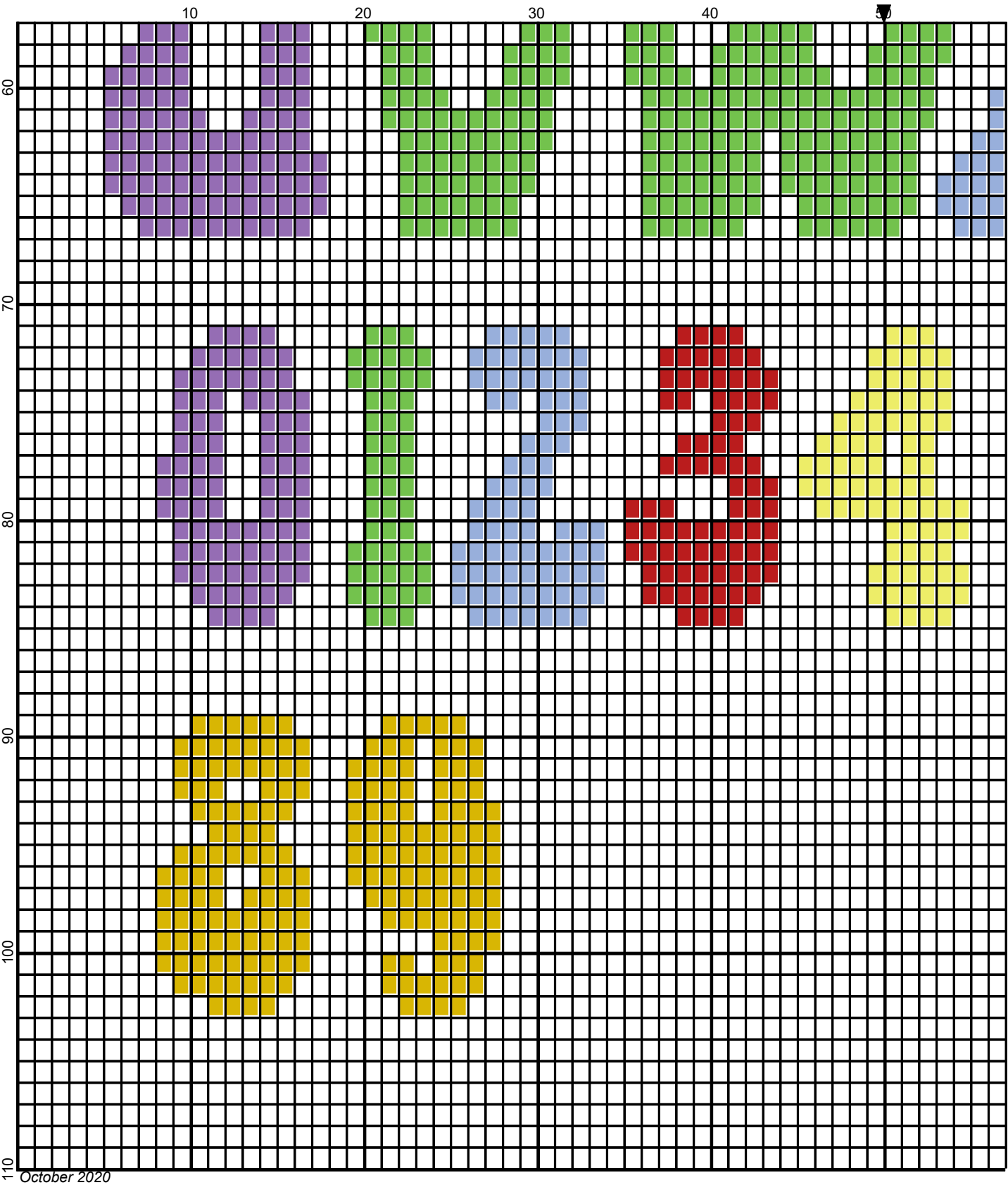
TO START: CHAIN ONE MORE STITCH THAN GRAPH.

IF YOU NEED TO MAKE THE PIECE WIDER ADD AN EVEN NUMBER OF STITCHES TO BOTH SIDES, AND ADD ROWS TO MAKE IT LONGER. THE DESIGN IS CENTERED, SO ADD STITCHES EVENLY TO BOTH SIDES.

ESTIMATED YARN NEEDED:
1 OUNCE OF EACH COLOR







October 2020

