

September 2022







Legend:

- RHS-312
- RHS-718
- RHS-390
- RHS-316
- RHS-324
- RHS-706

hello_kitty_melody_120x140

Author: Donna Hammell
Copyright: Sepember 2022
Website: www.donnascrochetshoppe.com
Grid Size: 120W x 140H
Design Area: 12.00" x 17.50" (120 x 140 stitches)

Legend:

 [2] RHS 312 Black	 [2] RHS 390 Hot Red	 [2] RHS 324 Bright Yellow
 [2] RHS 718 Shocking Pink	 [2] RHS 316 Soft White	 [2] RHS 706 Perfect Pink

Instructions for using the graph.

GAUGE= 5 STS = 1"
4 ROWS = 1"

I USED SIZE "H" HOOK, USE WHATEVER SIZE GIVES YOU THE CORRECT GAUGE. CAN BE DONE IN AFGHAN STITCH OR SINGLE CROCHET.


EACH SQUARE ON THE GRAPH REPRESENTS 1 STITCH. FOR SINGLE CROCHET READ THE CHART FROM RIGHT TO LEFT, AND THEN LEFT TO RIGHT. IF USING AFGHAN STITCH ALWAYS READ FROM THE RIGHT.

TO START: CHAIN ONE MORE STITCH THAN GRAPH.


YOU WILL NEED TO ADD STITCHES TO MAKE THE PIECE WIDER, AND ADD ROWS TO MAKE IT LONGER. THE DESIGN IS CENTERED, SO ADD STITCHES EVENLY TO BOTH SIDES.

ESTIMATED RED HEART SUPER SAVER YARN NEEDED:


BLACK: 120 YDS
SHOCKING PINK: 200 YDS
RED: 12 YDS
WHITE: 150 YDS
BRIGHT YELLOW: 2 YDS
PERFECT PINK: 620 YDS



September 2022




September 2022



September 2022

Legend:



■ RHS-312 ■ RHS-718 ■ RHS-390 □ RHS-316 ■ RHS-324 ■ RHS-706