



December 2014











December 2014



harry_potter_flying_180x180

Author: Donna Hammell
Copyright: December 2014
Website: www.donnascrochetshoppe.com
Grid Size: 180W x 170H
Design Area: 18.00" x 21.25" (180 x 170 stitches)

Legend:

	[2]	RHC	312	Black		[2]	RHC	001	White		[2]	RHS	254	Pumpkin
	[2]	RHC	0339	Mid Brown		[2]	RHS	327	Light Coral		[2]	RHS	330	Linen
	[2]	RHC	261	Honey Gold		[2]	RHS	385	Royal					

Instructions for using the graph.

GAUGE= 5 STS = 1"
4 ROWS = 1"

I USED SIZE "H" AFGHAN HOOK,USE WHATEVER SIZE GIVES YOU THE CORRECT GAUGE. CAN BE DONE IN AFGHAN STITCH OR SINGLE CROCHET.

EACH SQUARE ON THE GRAPH REPRESENTS 1 STITCH. FOR SINGLE CROCHET READ THE CHART FROM RIGHT TO LEFT, AND THEN LEFT TO RIGHT. IF USING AFGHAN STITCH ALWAYS READ FROM THE RIGHT.

TO START: CHAIN ONE MORE STITCH THAN GRAPH.

IF YOU NEED TO MAKE THE PATTERN LARGER ADD STITCHES EVENLY TO BOTH SIDES OR ADD ROWS EVENLY ABOVE AND BELOW.

ESTIMATED YARN NEEDED:

BLACK ; 7 OUNCES

BACKGROUND: 27 OUNCES

MID BROWN: 1 OUNCE

GOLD: 1 OUNCE

WHITE: 1 OUNCE

LT CORAL: 2 OUNCES

ROYAL BLUE: 1 OUNCE

PUMPKIN: 2 OUNCES