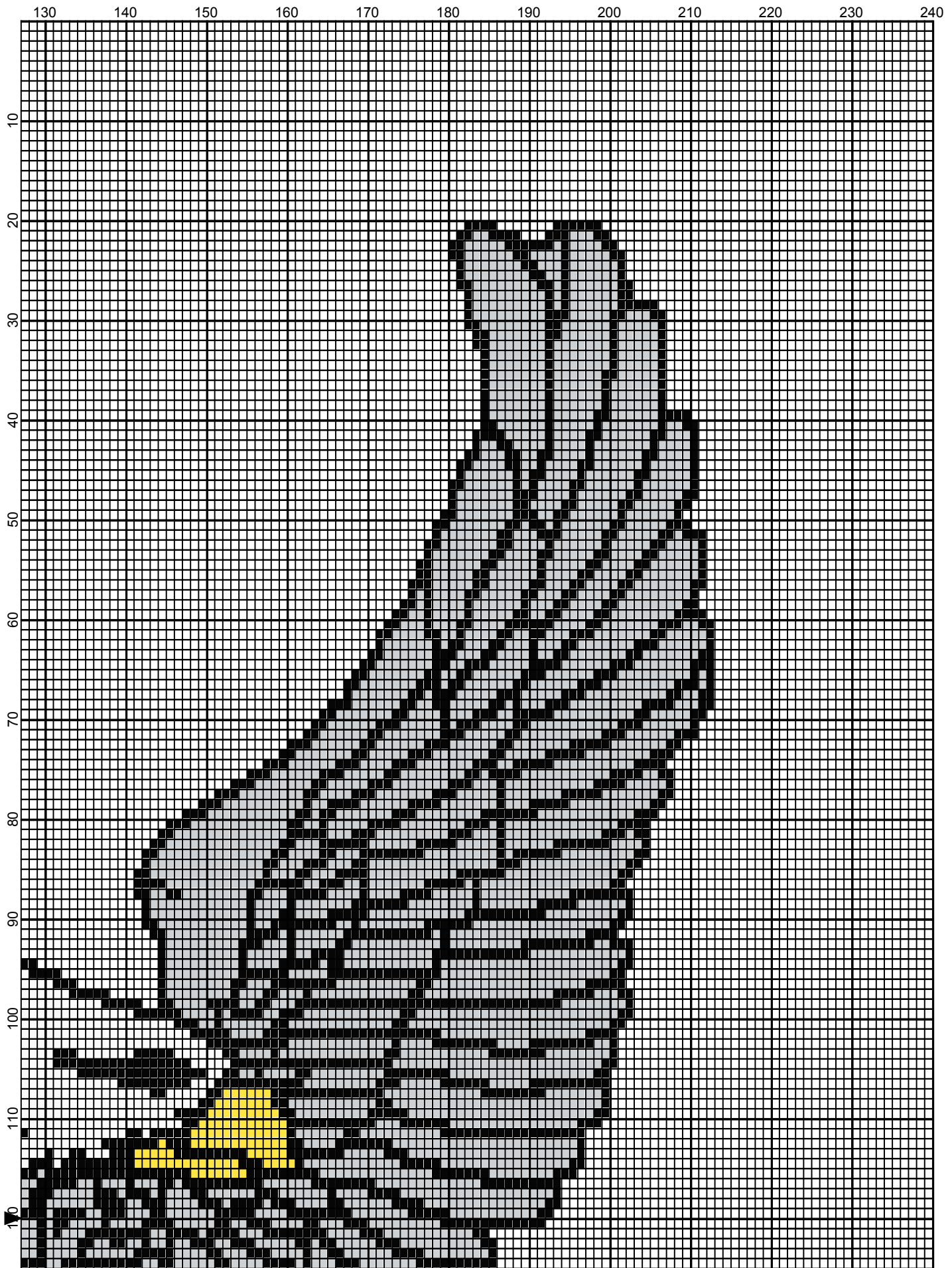




September 2012



September 2012










# harley\_eagle\_240x240

---

**Author:** Donna Hammell  
**Copyright:** September 2012  
**Website:** www.donnascrochetshoppe.com  
**Grid Size:** 240W x 240H  
**Design Area:** 18.60" x 25.38" (186 x 203 stitches)

## Legend:

 [2] SSE	SSE312 Black	 [2] 001	RH230 Yellow	 [2] 001	rh001 White
 [2] 001	RH245 Orange	 [2] 001	RH412 Silver		

Instructions for using the graph.

GAUGE= 5 STS = 1"  
4 ROWS = 1"

I USED SIZE "H" AFGHAN HOOK,USE WHATEVER SIZE GIVES YOU THE CORRECT GAUGE. CAN BE DONE IN AFGHAN STITCH OR SINGLE CROCHET.

EACH SQUARE ON THE GRAPH REPRESENTS 1 STITCH. FOR SINGLE CROCHET READ THE CHART FROM RIGHT TO LEFT, AND THEN LEFT TO RIGHT. IF USING AFGHAN STITCH ALWAYS READ FROM THE RIGHT.

TO START: CHAIN ONE MORE STITCH THAN GRAPH.

IF YOU NEED TO ADD STITCHES TO MAKE THE PIECE WIDER, AND ADD ROWS TO MAKE IT LONGER. THE DESIGN IS CENTERED, SO ADD STITCHES EVENLY TO BOTH SIDES.

## ESTIMATED YARN NEEDED:

ORANGE: 2 OUNCES  
YELLOW: SMALL AMOUNT  
SILVER: 8 OUNCES  
BLACK: 9 OUNCES  
WHITE: 2 OUNCE  
BACKGROUND: 40 OUNCES