








Harley_davidson_80x80

Author: Donna Hammell
Website: www.donnascrochetshoppe.com
Grid Size: 80W x 80H
Design Area: 7.60" x 6.25" (76 x 50 stitches)

Legend:

 [2] 001 RH012 Black	 [2] 001 RH245 Orange	 [2] 001 RH902 Jockey Red
 [2] 001 RH230 Yellow	 [2] 001 rh001 White	

Instructions for using the graph.

GAUGE= 5 STS = 1"
4 ROWS = 1"

I USED SIZE "H" AFGHAN HOOK,USE WHATEVER SIZE GIVES YOU THE CORRECT GAUGE. CAN BE DONE IN AFGHAN STITCH OR SINGLE CROCHET.

EACH SQUARE ON THE GRAPH REPRESENTS 1 STITCH. FOR SINGLE CROCHET READ THE CHART FROM RIGHT TO LEFT, AND THEN LEFT TO RIGHT. IF USING AFGHAN STITCH ALWAYS READ FROM THE RIGHT.

TO START: CHAIN ONE MORE STITCH THAN GRAPH.

YOU WILL NEED TO ADD STITCHES TO MAKE THE PIECE WIDER, AND ADD ROWS TO MAKE IT LONGER. THE DESIGN IS CENTERED, SO ADD STITCHES EVENLY TO BOTH SIDES.

ESTIMATED YARN NEEDED:
BLACK ; 1 OUNCES
ORANGE: 1 OUNCES
WHITE: SML AMT
YELLOW: 1 OUNCES
RED: 1 OUNCES
BACKGROUND: 4 OUNCES