






June 2013



harley_davidson_140x140

Author: Donna Hammell
Copyright: June 2013
Website: www.donnascrochetshoppe.com
Grid Size: 140W x 140H
Design Area: 12.30" x 15.63" (123 x 125 stitches)

Legend:

 [2] RHS 312 Black	 [2] RHS 321 Gold	 [2] RHS 316 Soft White
 [2] RHS 254 Pumpkin	 [2] RHS 330 Linen	

Instructions for using the graph.

GAUGE= 5 STS = 1"
4 ROWS = 1"

I USED SIZE "H" AFGHAN HOOK,USE WHATEVER SIZE GIVES YOU THE CORRECT GAUGE. CAN BE DONE IN AFGHAN STITCH OR SINGLE CROCHET.

EACH SQUARE ON THE GRAPH REPRESENTS 1 STITCH. FOR SINGLE CROCHET READ THE CHART FROM RIGHT TO LEFT, AND THEN LEFT TO RIGHT. IF USING AFGHAN STITCH ALWAYS READ FROM THE RIGHT.

TO START: CHAIN ONE MORE STITCH THAN GRAPH.

YOU WILL NEED TO ADD STITCHES TO MAKE THE PIECE WIDER, AND ADD ROWS TO MAKE IT LONGER. THE DESIGN IS CENTERED, SO ADD STITCHES EVENLY TO BOTH SIDES.

ESTIMATED YARN NEEDED:

ORANGE: 1 OUNCE

GOLD:SMALL AMOUNT

LINEN/SILVER: 3 OUNCES

BLACK: 4 OUNCES

WHITE: SMALL AMT

BACKGROUND: 15 OUNCES