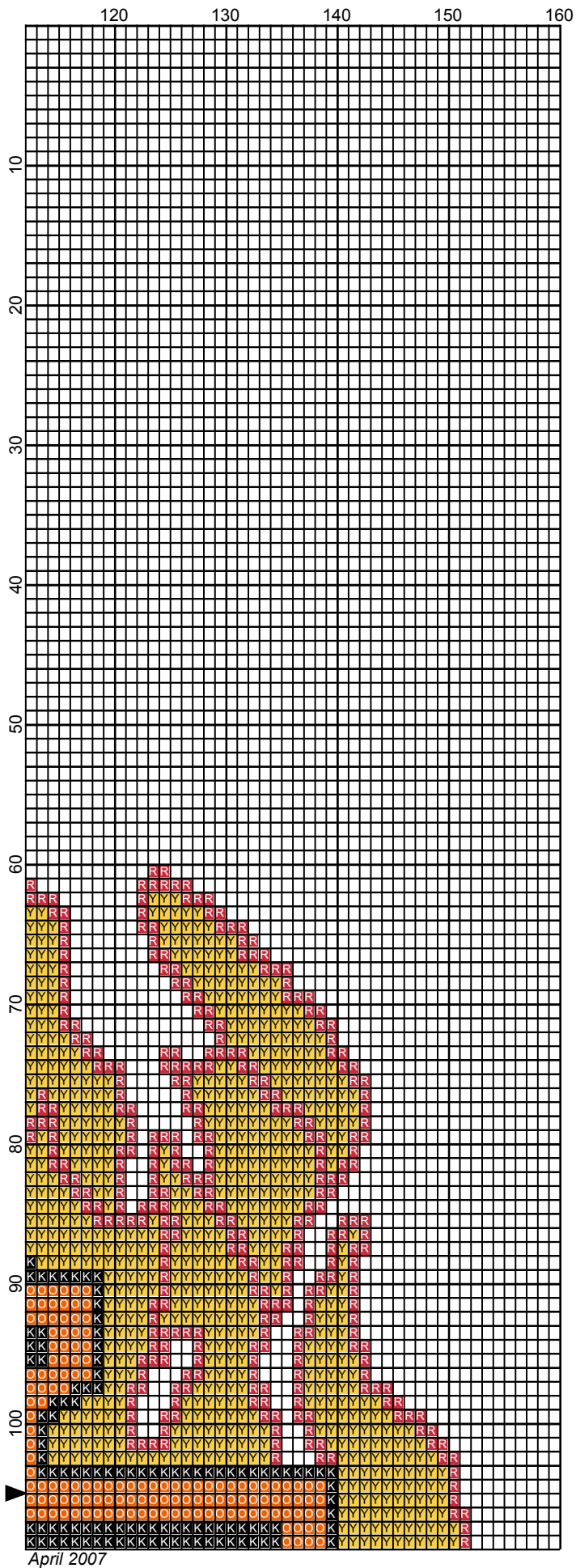



Harley Davidson by Donna Hammell

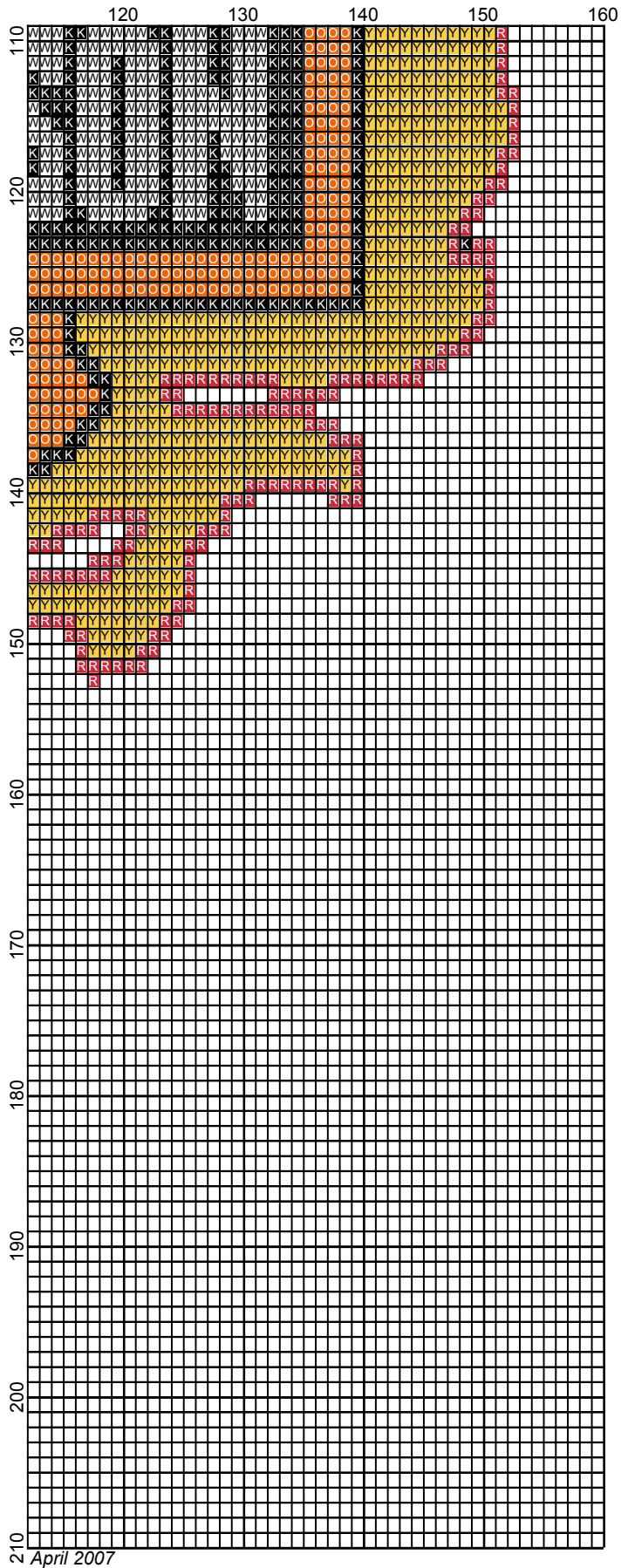


Harley Davidson by Donna Hammell



April 2007

Harley Davidson by Donna Hammell





Harley Davidson

Author: Donna Hammell
Copyright: April 2007
Website: www.geocities.com/crochetshoppe/index.html
Grid Size: 160W x 210H
Design Area: 15.10" x 12.88" (151 x 103 stitches)

Legend:

 [2] DMC 725 topaz
 [2] DMC 310 black

 [2] DMC 947 burnt orange
 [2] DMC 321 christmas red

 [2] DMC White white

Instructions for using the graph.

GAUGE= 5 STS = 1"
4 ROWS = 1"

I USED SIZE "H" AFGHAN HOOK,USE WHATEVER SIZE GIVES YOU THE CORRECT GAUGE. CAN BE DONE IN AFGHAN STITCH OR SINGLE CROCHET.

EACH SQUARE ON THE GRAPH REPRESENTS 1 STITCH. FOR SINGLE CROCHET READ THE CHART FROM RIGHT TO LEFT, AND THEN LEFT TO RIGHT. IF USING AFGHAN STITCH ALWAYS READ FROM THE RIGHT.

TO START: CHAIN ONE MORE STITCH THAN GRAPH.

YOU WILL NEED TO ADD STITCHES TO MAKE THE PIECE WIDER, AND ADD ROWS TO MAKE IT LONGER. THE DESIGN IS CENTERED, SO ADD STITCHES EVENLY TO BOTH SIDES.

ESTIMATED YARN NEEDED:

BLACK ; 3 OUNCES

ORANGE: 2 OUNCES

WHITE:2 OUNCES

YELLOW: 4 OUNCES

RED: 2 OUNCES

BACKGROUND: 23 OUNCES