


July 2010





July 2010









# Harley 240 x 240

---

**Author:** Donna Hammell  
**Copyright:** July 2010  
**Website:** www.donnascrochetshoppe.com  
**Grid Size:** 240W x 240H  
**Design Area:** 24.00" x 30.00" (240 x 240 stitches)

## Legend:

<b>K</b>  [2] 001	RH012 Black	<b>Y</b>  [2] 001	RH230 Yellow	  [2] 001	RH245 Orange
<b>R</b>  [2] 001	RH912 Cherry Red	<b>W</b>  [2] 001	rh001 White		

Instructions for using the graph.

GAUGE= 5 STS = 1"  
4 ROWS = 1"

I USED SIZE "H" AFGHAN HOOK,USE WHATEVER SIZE GIVES YOU THE CORRECT GAUGE. CAN BE DONE IN AFGHAN STITCH OR SINGLE CROCHET.

EACH SQUARE ON THE GRAPH REPRESENTS 1 STITCH. FOR SINGLE CROCHET READ THE CHART FROM RIGHT TO LEFT, AND THEN LEFT TO RIGHT. IF USING AFGHAN STITCH ALWAYS READ FROM THE RIGHT.

TO START: CHAIN ONE MORE STITCH THAN GRAPH.

YOU WILL NEED TO ADD STITCHES TO MAKE THE PIECE WIDER, AND ADD ROWS TO MAKE IT LONGER. THE DESIGN IS CENTERED, SO ADD STITCHES EVENLY TO BOTH SIDES.

## ESTIMATED YARN NEEDED:

BLACK ; 42 OUNCES  
ORANGE: 4 OUNCES  
WHITE:4 OUNCES  
YELLOW: 8 OUNCES  
RED: 3 OUNCES