








December 2019

happy_new_year_toasting

Author: Donna Hammell
Copyright: December 2019
Website: www.donnascrochetshoppe.com
Grid Size: 192W x 225H
Design Area: 19.20" x 28.13" (192 x 225 stitches)

Legend:

 [2] RHS 322 Pale Yellow	 [2] RHS 390 Hot Red	 [2] RHS 341 Light Gray
 [2] RHS 312 Black	 [2] RHS 324 Bright Yellow	

Instructions for using the graph.

GAUGE= 4 STS = 1"
3 ROWS = 1"

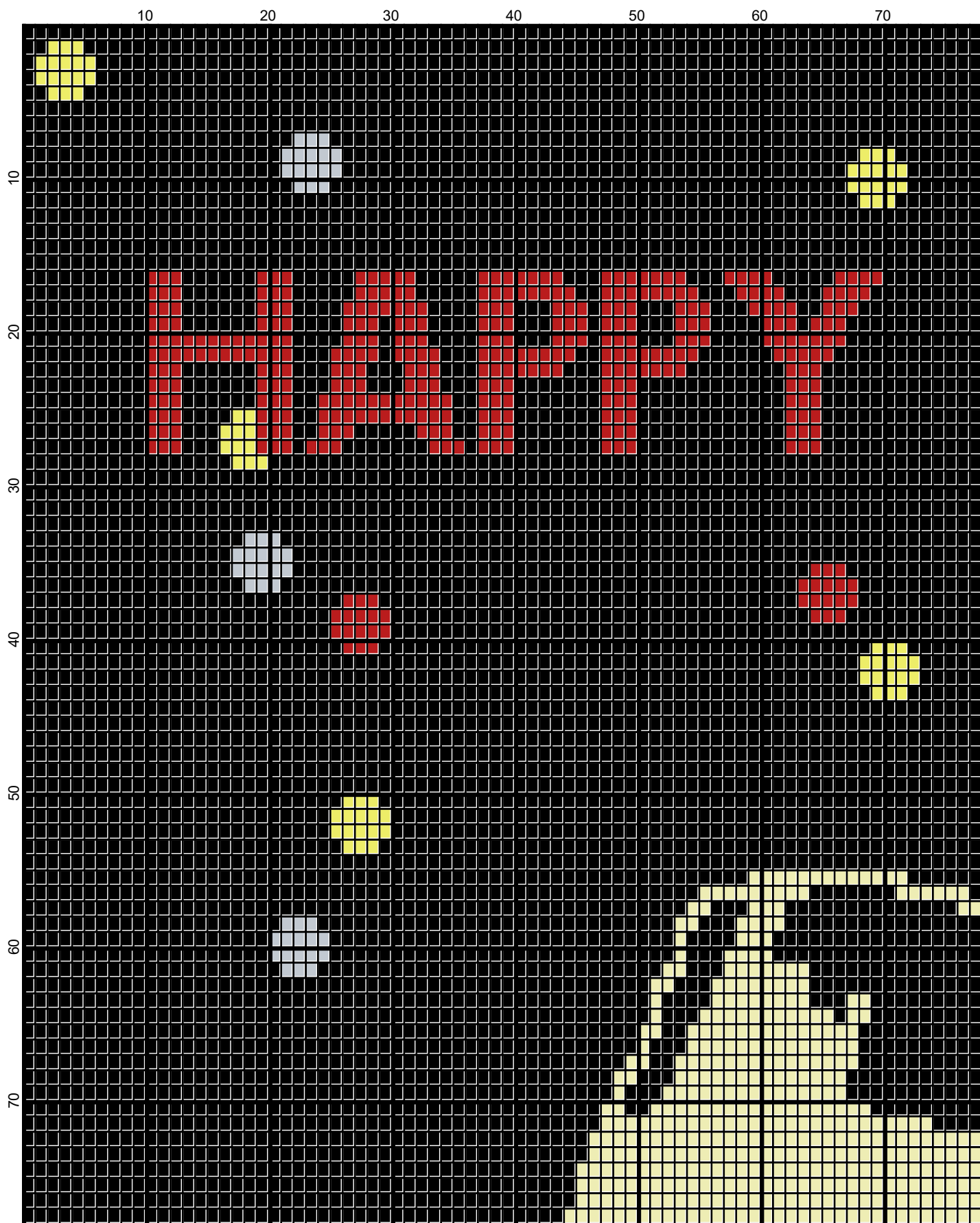
I USED SIZE "H" AFGHAN HOOK, USE WHATEVER SIZE GIVES YOU THE CORRECT GAUGE. CAN BE DONE IN AFGHAN STITCH OR SINGLE CROCHET.

EACH SQUARE ON THE GRAPH REPRESENTS 1 STITCH. FOR SINGLE CROCHET READ THE CHART FROM RIGHT TO LEFT, AND THEN LEFT TO RIGHT. IF USING AFGHAN STITCH ALWAYS READ FROM THE RIGHT.

TO START: CHAIN ONE MORE STITCH THAN GRAPH.

IF YOU NEED TO MAKE THE PIECE WIDER ADD STITCHES EVENLY TO BOTH SIDES, AND ADD ROWS TO MAKE IT LONGER. THE DESIGN IS CENTERED

ESTIMATED RED HEART YARN NEEDED: BLACK 46 OUNCES
RED: 2 OUNCES
PALE YELLOW: 10 OUNCES
BRIGHT YELLOW: 1 OUNCE
LT GRAY: 1 OUNCE




December 2019




December 2019



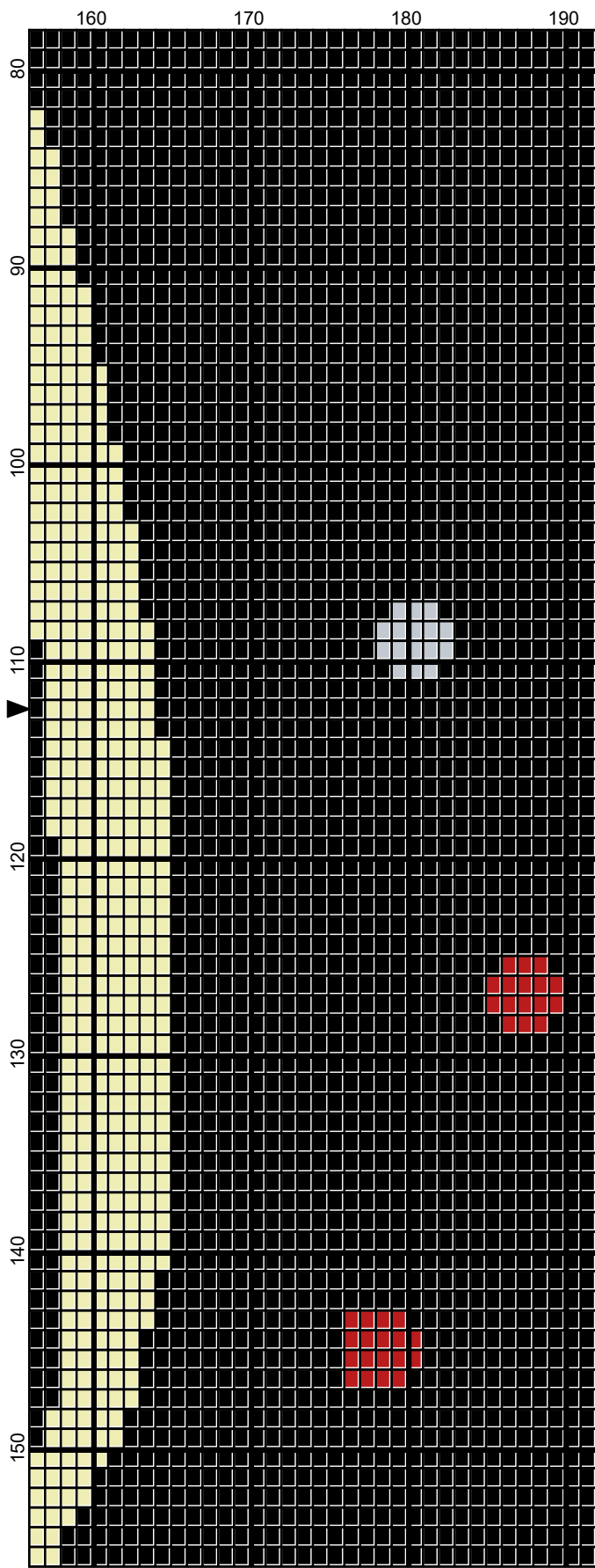
December 2019




December 2019



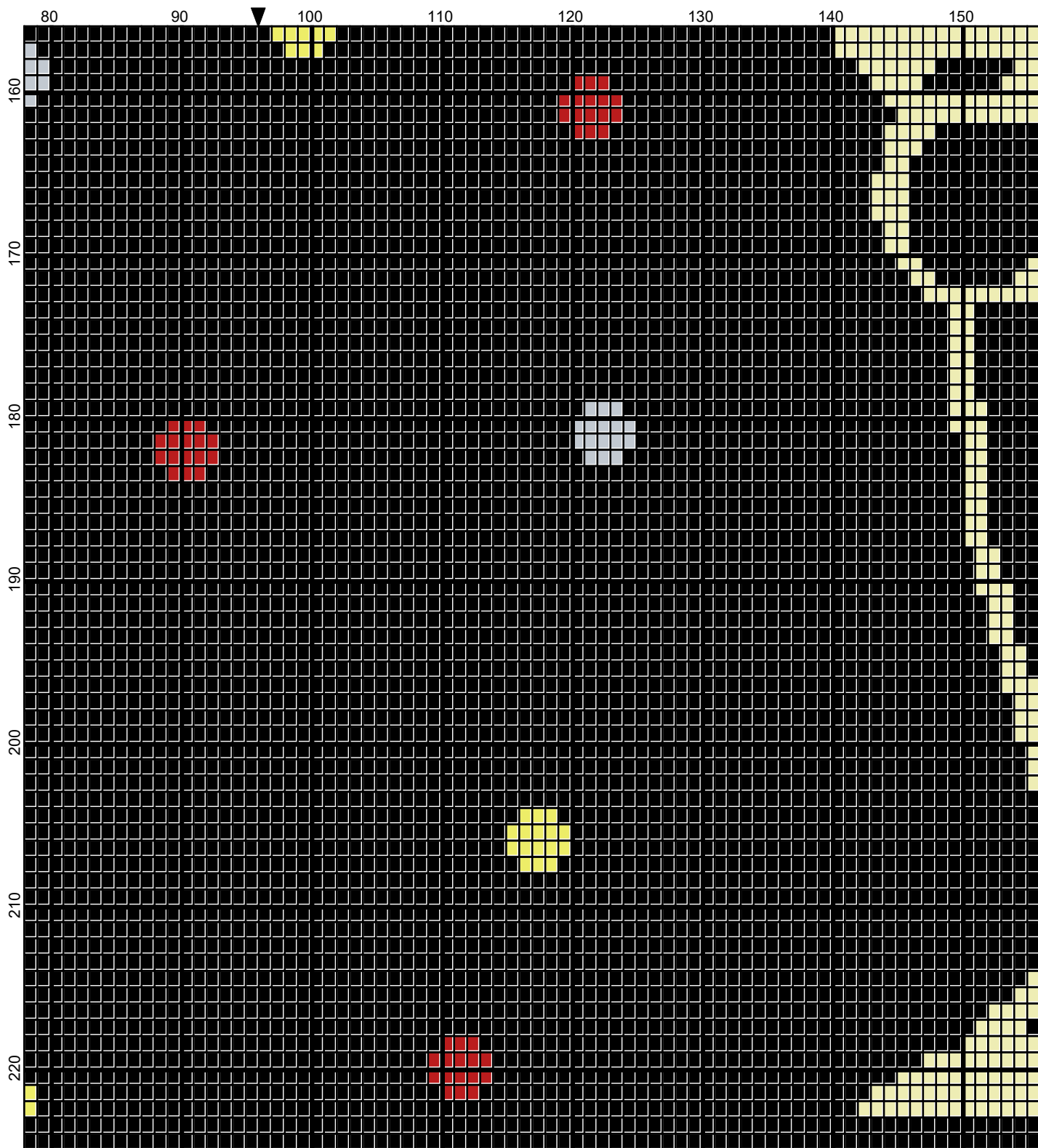
December 2019

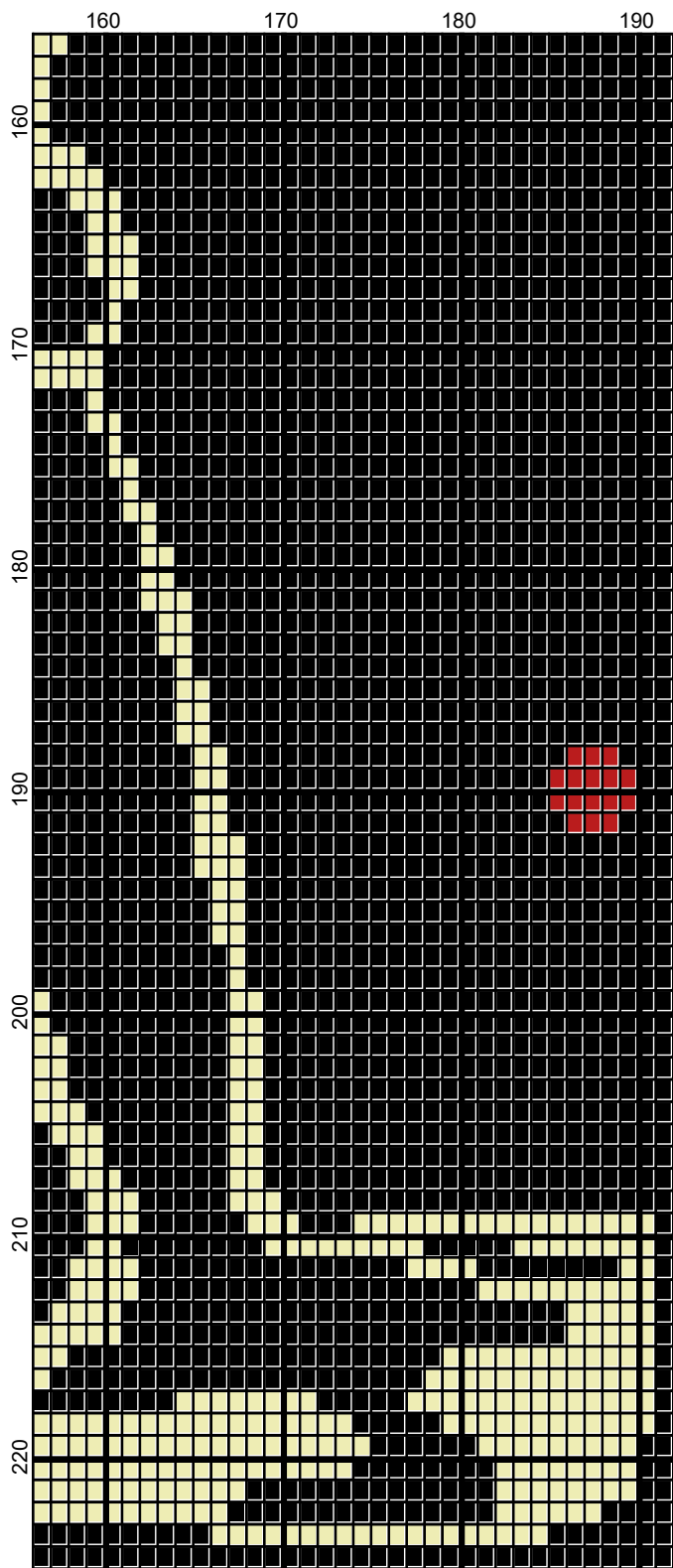


December 2019



December 2019










December 2019

happy_new_year_toasting

Author: Donna Hammell
Copyright: December 2019
Website: www.donnascrochetshoppe.com
Grid Size: 192W x 225H
Design Area: 19.20" x 28.13" (192 x 225 stitches)

Legend:

 [2] RHS 322 Pale Yellow	 [2] RHS 390 Hot Red	 [2] RHS 341 Light Gray
 [2] RHS 312 Black	 [2] RHS 324 Bright Yellow	

Instructions for using the graph.

GAUGE= 4 STS = 1"
3 ROWS = 1"

I USED SIZE "H" AFGHAN HOOK,USE WHATEVER SIZE GIVES YOU THE CORRECT GAUGE. CAN BE DONE IN AFGHAN STITCH OR SINGLE CROCHET.

EACH SQUARE ON THE GRAPH REPRESENTS 1 STITCH. FOR SINGLE CROCHET READ THE CHART FROM RIGHT TO LEFT, AND THEN LEFT TO RIGHT. IF USING AFGHAN STITCH ALWAYS READ FROM THE RIGHT.

TO START: CHAIN ONE MORE STITCH THAN GRAPH.

IF YOU NEED TO MAKE THE PIECE WIDER ADD STITCHES EVENLY TO BOTH SIDES, AND ADD ROWS TO MAKE IT LONGER. THE DESIGN IS CENTERED

ESTIMATED RED HEART YARN NEEDED:BLACK 46 OUNCES
RED:2 OUNCES
PALE YELLOW: 10 OUNCES
BRIGHT YELLOW: 1 OUNCE
LT GRAY: 1 OUNCE