



Halloween Pumpkin by Donna Hammell




September 2009

Halloween Pumpkin by Donna Hammell




September 2009



September 2009

Halloween Pumpkin by Donna Hammell




September 2009

Halloween Pumpkin

Author: Donna Hammell
Copyright: September 2009
Website: www.donnacrochetshoppe.com
Grid Size: 150W x 150H
Design Area: 15.00" x 18.75" (150 x 150 stitches)

Legend:

	[2]	001	RH012	Black		[2]	001	RH003	Off White
	[2]	001	RH253	Tangerine		[2]	001	RH676	Emerald Green

Instructions for using the graph.

GAUGE= 5 STS = 1"
4 ROWS = 1"

I USED SIZE "H" AFGHAN HOOK, USE WHATEVER SIZE GIVES YOU THE CORRECT GAUGE. CAN BE DONE IN AFGHAN STITCH OR SINGLE CROCHET.

EACH SQUARE ON THE GRAPH REPRESENTS 1 STITCH. FOR SINGLE CROCHET READ THE CHART FROM RIGHT TO LEFT, AND THEN LEFT TO RIGHT. IF USING AFGHAN STITCH ALWAYS READ FROM THE RIGHT.

TO START: CHAIN ONE MORE STITCH THAN GRAPH.

YOU WILL NEED TO ADD STITCHES TO MAKE THE PIECE WIDER, AND ADD ROWS TO MAKE IT LONGER. THE DESIGN IS CENTERED, SO ADD STITCHES EVENLY TO BOTH SIDES.

ESTIMATED RED HEART SOFT YARN NEEDED:

WHITE: 13 OUNCES

GREEN: SMALL AMOUNT

BLACK: 3 OUNCES

TANGERINE: 8 OUNCES