

Legend:
■ RHS-312 □ RHS-311

gucci_bleeding_150x150

Author: Donna Hammell
Copyright: June 2024
Website: www.donnascrochetshoppe.com
Grid Size: 150W x 150H
Design Area: 15.00" x 18.75" (150 x 150 stitches)

Legend:

■ [2] RHS 312 Black □ [2] RHS 311 WHITE

Instructions for using the graph.

GAUGE= 5 STS = 1"
4 ROWS = 1"


I USED SIZE "H" AFGHAN HOOK, USE WHATEVER SIZE GIVES YOU THE CORRECT GAUGE. CAN BE DONE IN AFGHAN STITCH OR SINGLE CROCHET.

EACH SQUARE ON THE GRAPH REPRESENTS 1 STITCH. FOR SINGLE CROCHET READ THE CHART FROM RIGHT TO LEFT, AND THEN LEFT TO RIGHT. IF USING AFGHAN STITCH ALWAYS READ FROM THE RIGHT.


TO START: CHAIN ONE MORE STITCH THAN GRAPH.

IF YOU NEED TO MAKE THE PIECE WIDER ADD AN EVEN NUMBER OF STITCHES TO BOTH SIDES, AND ADD ROWS TO MAKE IT LONGER. THE DESIGN IS CENTERED, SO ADD STITCHES EVENLY TO BOTH SIDES.

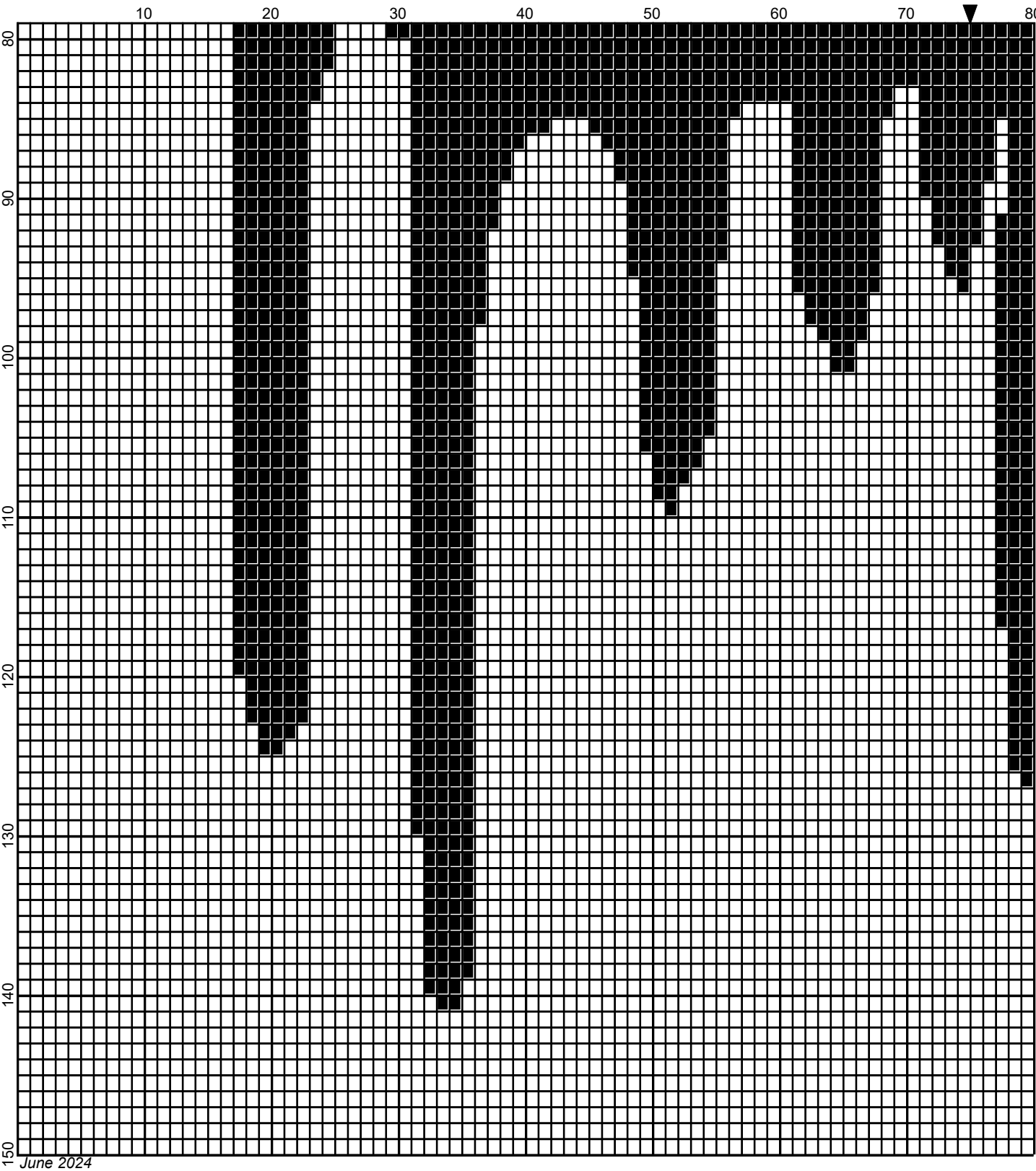
ESTIMATED YARN NEEDED:
BLACK: 10 OUNCES/480 YDS
WHTIE: 19 OUNCES/985 YDS



June 2024

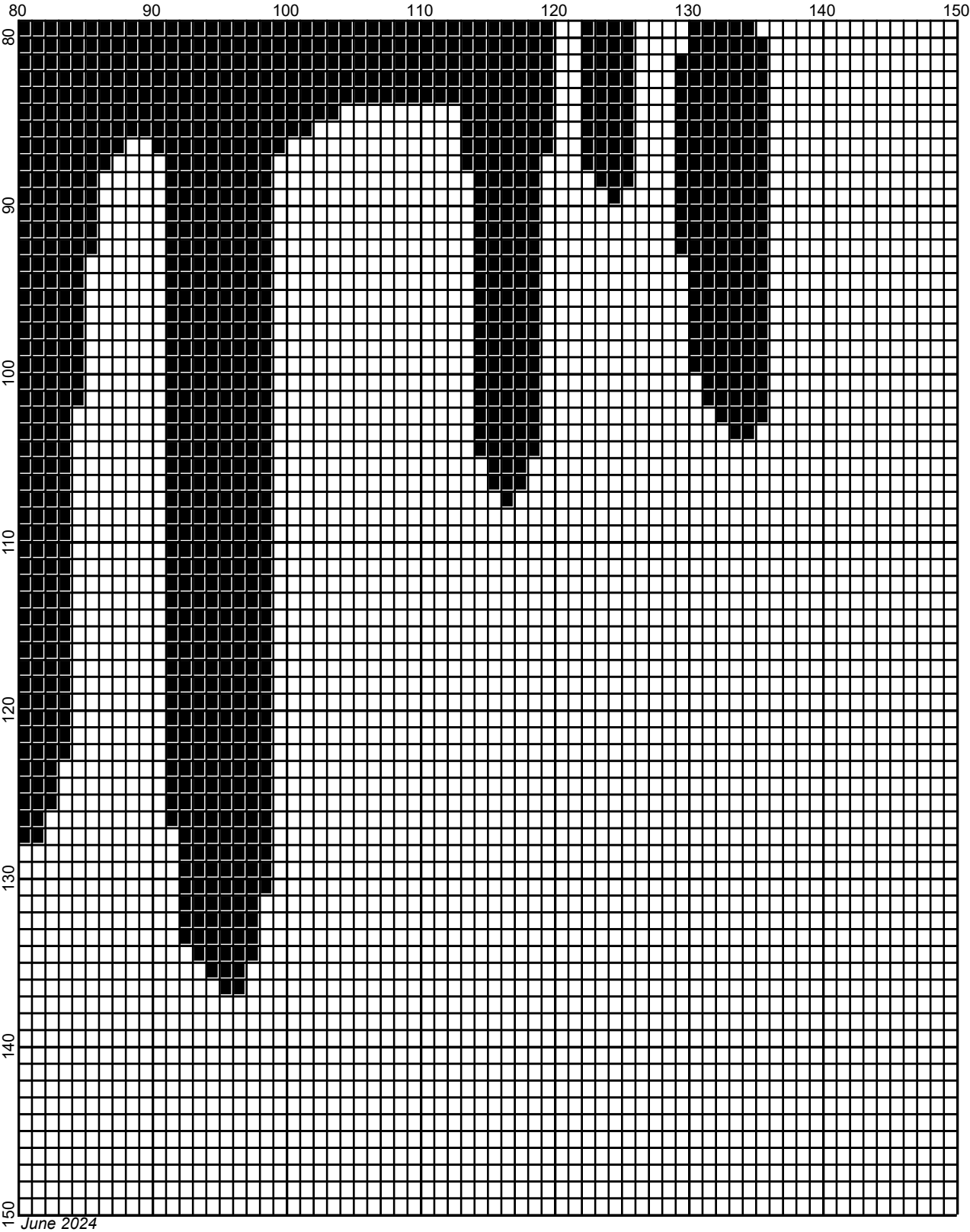


June 2024



June 2024

Legend:



■ RHS-312 □ RHS-311