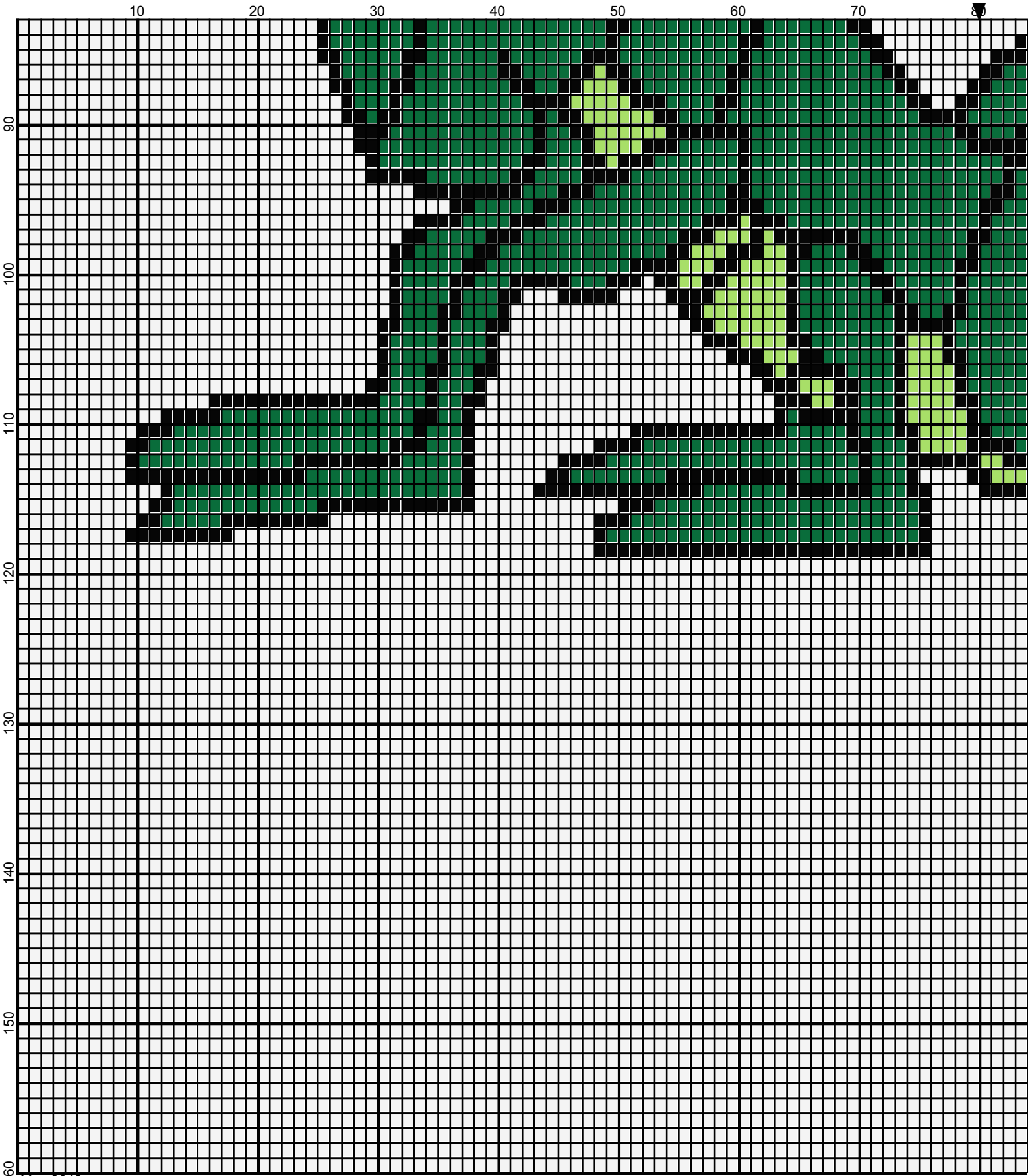



May 2012



May 2012







May 2012

grasshopper

Author: Donna Hammell
Copyright: May 2012
Website: www.donnascrochetshoppe.com
Grid Size: 160W x 160H
Design Area: 16.00" x 20.00" (160 x 160 stitches)

Legend:

 [2] SSE SSE312 Black
 [2] SSE SSE672 Spring Green

 [2] SSE SSE368 Paddy Green
 [2] SSE SSE311 White

Instructions for using the graph.

GAUGE= 5 STS = 1"
4 ROWS = 1"

I USED SIZE "H" AFGHAN HOOK,USE WHATEVER SIZE GIVES YOU THE CORRECT GAUGE. CAN BE DONE IN AFGHAN STITCH OR SINGLE CROCHET.

EACH SQUARE ON THE GRAPH REPRESENTS 1 STITCH. FOR SINGLE CROCHET READ THE CHART FROM RIGHT TO LEFT, AND THEN LEFT TO RIGHT. IF USING AFGHAN STITCH ALWAYS READ FROM THE RIGHT.

TO START: CHAIN ONE MORE STITCH THAN GRAPH.

IF YOU NEED TO MAKE THE PIECE WIDER ADD AN EVEN NUMBER OF STITCHES TO BOTH SIDES, AND ADD ROWS TO MAKE IT LONGER. THE DESIGN IS CENTERED, SO ADD STITCHES EVENLY TO BOTH SIDES.

ESTIMATED YARN NEEDED:

WHITE:25 OUNCES

BLACK: 2 OUNCES

SPRING GREEN: 1 OUNCE

PADDY GREEN: 3 OUNCES