



October 2019




October 2019




October 2019




October 2019





October 2019



October 2019

















goofy_armor_180x200

Author: Donna Hammell
Copyright: October 2019
Website: www.donnascrochetshoppe.com
Grid Size: 180W x 200H
Design Area: 18.00" x 25.00" (180 x 200 stitches)

Legend:

	[2] RHS	312	Black		[2] RHS	254	Pumpkin		[2] RHS	313	Aran
	[2] RHS	341	Light Gray		[2] RHS	256	Carrot		[2] RHS	321	Gold
	[2] RHS	RH400	Gray Heather		[2] RHS	316	Soft White				
	[2] RHS	380	Windsor Blue		[2] RHS	3950	Charcoal				

Instructions for using the graph.

GAUGE= 5 STS = 1"
4 ROWS = 1"

I USED SIZE "H" AFGHAN HOOK,USE WHATEVER SIZE GIVES YOU THE CORRECT GAUGE. CAN BE DONE IN AFGHAN STITCH OR SINGLE CROCHET.

EACH SQUARE ON THE GRAPH REPRESENTS 1 STITCH. FOR SINGLE CROCHET READ THE CHART FROM RIGHT TO LEFT, AND THEN LEFT TO RIGHT. IF USING AFGHAN STITCH ALWAYS READ FROM THE RIGHT.

TO START: CHAIN ONE MORE STITCH THAN GRAPH.

IF YOU NEED TO MAKE THE PIECE WIDER ADD AN EVEN NUMBER OF STITCHES TO BOTH SIDES, AND ADD ROWS TO MAKE IT LONGER. THE DESIGN IS CENTERED, SO ADD STITCHES EVENLY TO BOTH SIDES.

ESTIMATED YARN NEEDED:

BLACK: 6 OUNCES
LT GRAY: SMALL AMT
GRAY HEATHER: SMALL AMT
WINDSOR BLUE: 4 OUNCES
PUMPKIN/ORANGE: 1 OUNCE
BRIGHT YELLOWOR GOLD: 1 OUNCE
CARROT: 3 OUNCES
WHITE: 1 OUNCE
CHARCOAL: 1 OUNCE
BACKGROUND: 34 OUNCES