



February 2022











Legend:

 RHS-312	 RHS-3251	 RHS-390	 RHS-368	 RHS-319
 RHS-256	 RHS-321	 RHS-235	 RHS-254	 RHS-316

god_is_good_160x160

Author: Donna Hammell
Copyright: February 2022
Website: www.donnascrochetshoppe.com
Grid Size: 160W x 160H
Design Area: 16.00" x 20.00" (160 x 160 stitches)

Legend:

	[2] RHS	312	Black		[2] RHS	390	Hot Red		[2] RHS	319	Cherry Red
	[2] RHS	256	Carrot		[2] RHS	235	Lemon		[2] RHS	316	Soft White
	[2] RHS	3251	FLAME		[2] RHS	368	Paddy Green				
	[2] RHS	321	Gold		[2] RHS	254	Pumpkin				

Instructions for using the graph.

GAUGE= 5 STS = 1"
4 ROWS = 1"

I USED SIZE "H" AFGHAN HOOK,USE WHATEVER SIZE GIVES YOU THE CORRECT GAUGE. CAN BE DONE IN AFGHAN STITCH OR SINGLE CROCHET.

EACH SQUARE ON THE GRAPH REPRESENTS 1 STITCH. FOR SINGLE CROCHET READ THE CHART FROM LEFT TO RIGHT. IF USING AFGHAN STITCH ALWAYS READ FROM THE RIGHT.

TO START: CHAIN ONE MORE STITCH THAN GRAPH.

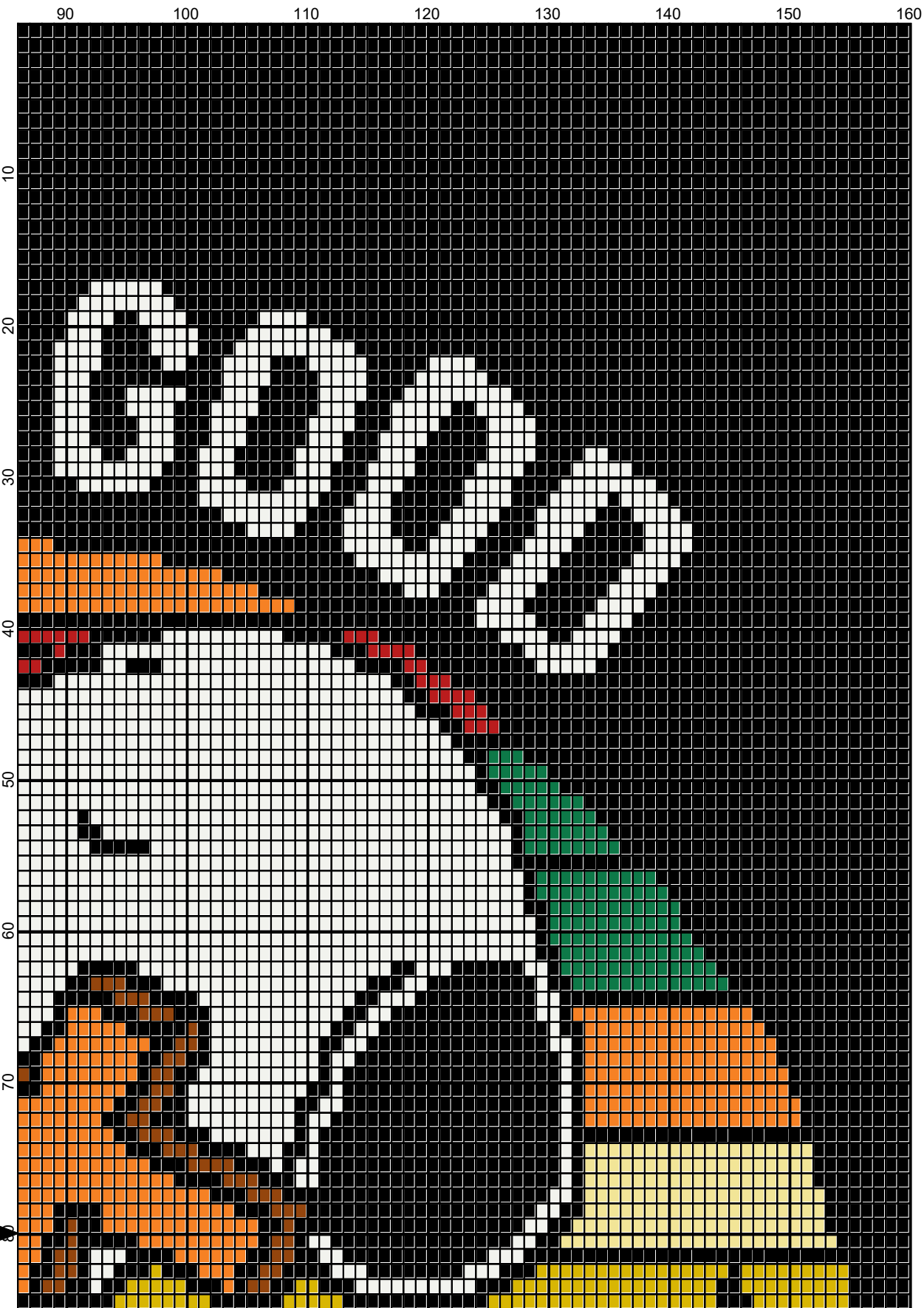
YOU WILL NEED TO ADD STITCHES TO MAKE THE PIECE WIDER, AND ADD ROWS TO MAKE IT LONGER. THE DESIGN IS CENTERED, SO ADD STITCHES EVENLY TO BOTH SIDES.

ESTIMATED YARN NEEDED:

BLACK 22 OUNCES
GREEN: 1 OUNCE
WHITE: 8 OUNCES
CARROT: 1 OUNCE
GOLD/YELLOW: 2 OUNCES
HOT RED: 1 OUNCE
PUMPKIN: 2 OUNCES
LEMON/LT YELLOW:
1 OUNCE
FLAME/TANGERINE: 1 OUNCE
CHERRY RED: 1 OUNCE



February 2022

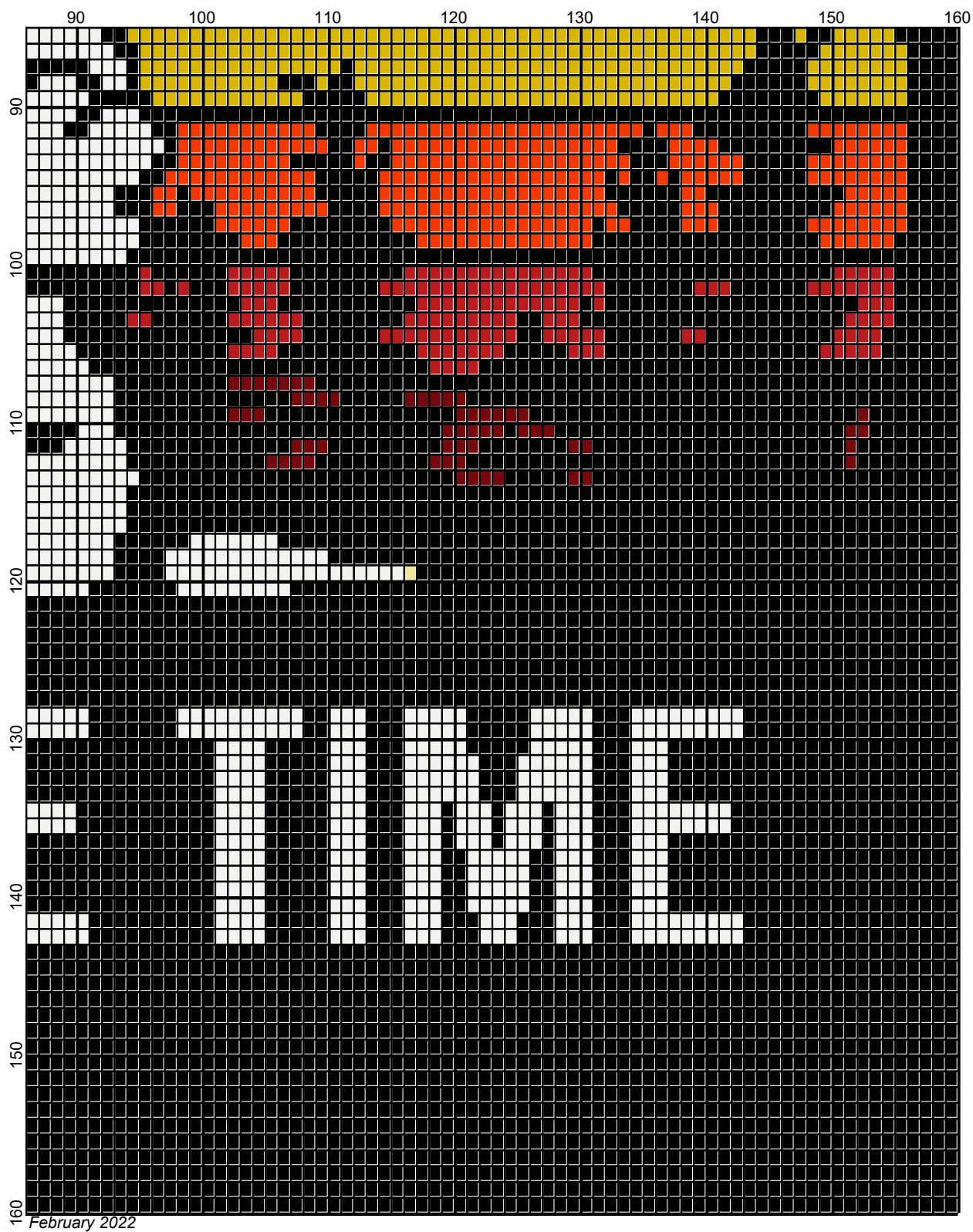


February 2022



Legend:

- RHS-312
- RHS-3251
- RHS-390
- RHS-368
- RHS-319



RHS-256 RHS-321 RHS-235 RHS-254 RHS-316