











# <No Title>

---

**Author:** Donna Hammell  
**Company:** Donna's Crochet Shoppe  
**Website:** www.donnascrochetshoppe.com  
**Grid Size:** 160W x 164H  
**Design Area:** 16.00" x 20.50" (160 x 164 stitches)

## Legend:

|   |   |  |
|---|---|--|
|  [2] RHS 312 Black   |  [2] RHC 0339 Mid Brown    |  [2] RHS 316 Soft White |
|  [2] RHS 390 Hot Red |  [2] RHS 324 Bright Yellow |  [2] RHS 385 Royal      |
|  [2] RHS 512 Turqua  |  [2] RHS 506 Pool          |  |

Instructions for using the graph.

GAUGE= 5 STS = 1"  
4 ROWS = 1"

I USED SIZE "H" AFGHAN HOOK,USE WHATEVER SIZE GIVES YOU THE CORRECT GAUGE. CAN BE DONE IN AFGHAN STITCH OR SINGLE CROCHET.

EACH SQUARE ON THE GRAPH REPRESENTS 1 STITCH. FOR SINGLE CROCHET READ THE CHART FROM RIGHT TO LEFT, AND THEN LEFT TO RIGHT. IF USING AFGHAN STITCH ALWAYS READ FROM THE RIGHT.

TO START: CHAIN ONE MORE STITCH THAN GRAPH.

IF YOU NEED TO MAKE THE PATTERN LARGER, ADD STITCHES TO MAKE THE PIECE WIDER, AND ADD ROWS TO MAKE IT LONGER. THE DESIGN IS CENTERED, SO ADD STITCHES EVENLY TO BOTH SIDES.

## ESTIMATED YARN NEEDED:

BLACK ; 4 OUNCES  
RED: 4 OUNCES  
TURQUA :1- OUNCE  
WHITE: 4 OUNCES  
MID BROWN: 1 OUNCE  
BRIGHT YELLOW: 2 OUNCES  
ROYAL BLUE: 1 OUNCE  
BACKGROUND: 28 OUNCES