
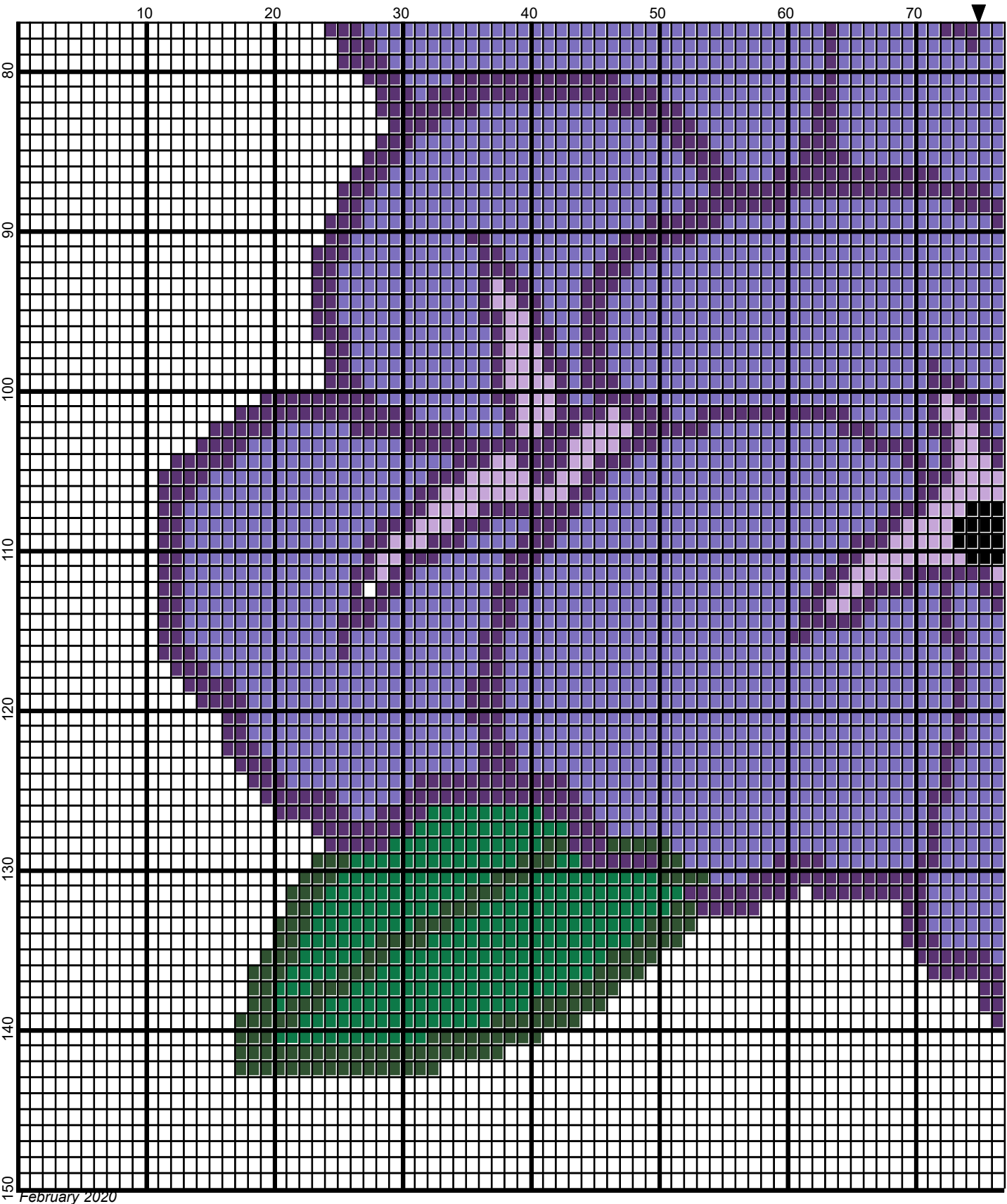


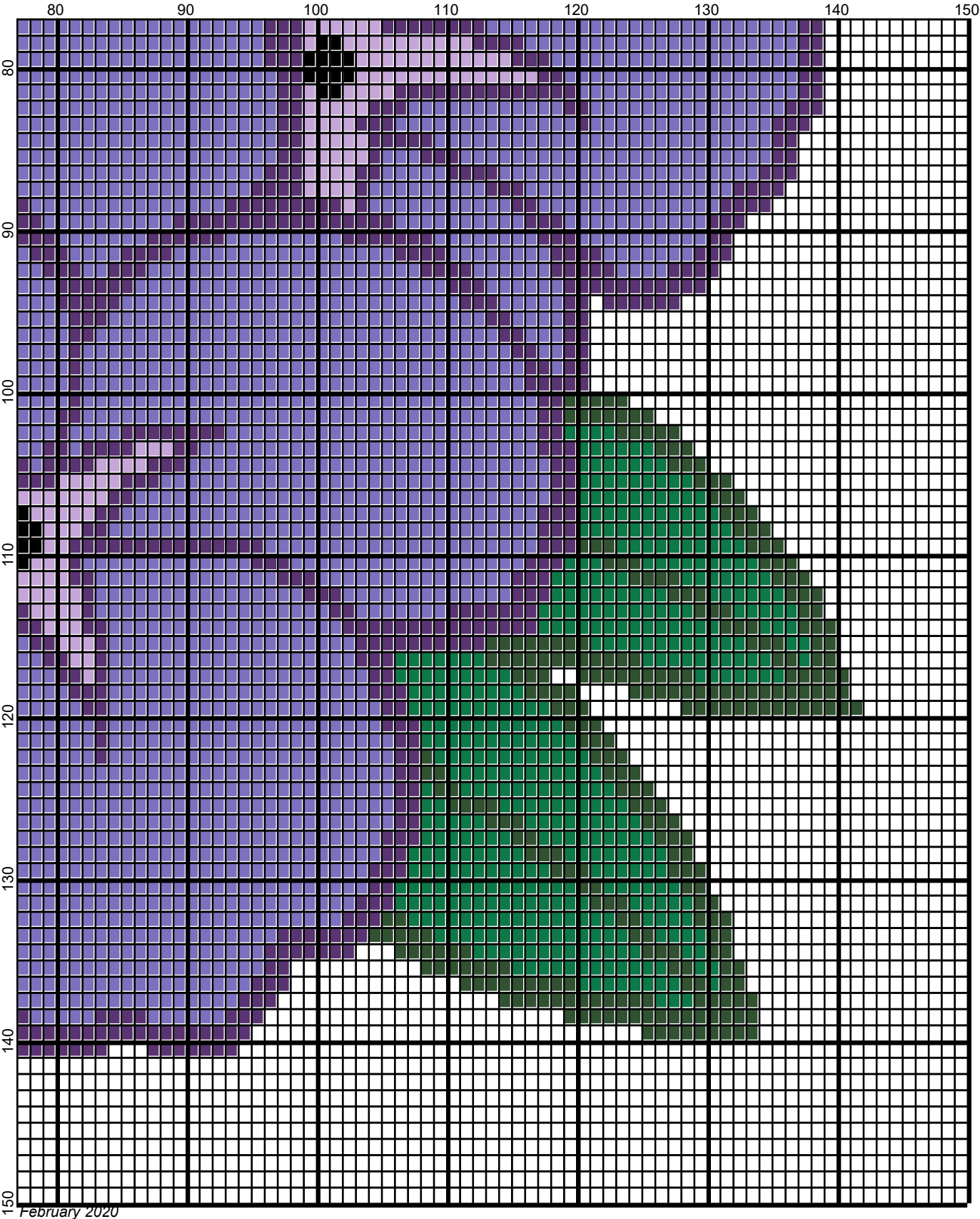
February 2020



February 2020



February 2020










February 2020

# flowers\_150x150

---

**Author:** Donna Hammell  
**Copyright:** February 2020  
**Website:** [www.donnascrochetshoppe.com](http://www.donnascrochetshoppe.com)  
**Grid Size:** 150W x 150H  
**Design Area:** 15.00" x 18.75" (150 x 150 stitches)

## Legend:

 [2] RHS 312 Black	 [2] RHS 776 Dark Orchid	 [2] RHS 311 WHITE
 [2] RHS 389 Hunter Green	 [2] RHS 530 Orchid	
 [2] RHC 686 Paddy Green	 [2] RHS 358 Lavendar	

Instructions for using the graph.

GAUGE= 5 STS = 1"  
4 ROWS = 1"

I USED SIZE "H" AFGHAN HOOK,USE WHATEVER SIZE GIVES YOU THE CORRECT GAUGE. CAN BE DONE IN AFGHAN STITCH OR SINGLE CROCHET.

EACH SQUARE ON THE GRAPH REPRESENTS 1 STITCH. FOR SINGLE CROCHET READ THE CHART FROM RIGHT TO LEFT, THEN LEFT TO RIGHT. IF USING AFGHAN STITCH ALWAYS READ FROM THE RIGHT.

TO START: CHAIN ONE MORE STITCH THAN GRAPH.

YOU WILL NEED TO ADD STITCHES TO MAKE THE PIECE WIDER, AND ADD ROWS TO MAKE IT LONGER. THE DESIGN IS CENTERED, SO ADD STITCHES EVENLY TO BOTH SIDES.

ESTIMATED YARN NEEDED:  
HUNTER/DARK MOSS;2 OUNCES  
WHITE: 30 OUNCES  
BLACK: SMALL AMT  
PADDY/EMERALD: 4 OUNCES  
DK ORCHID/EGGPLANT: 4 OUNCES  
ORCHID: 1 OUNCE  
LAVENDAR: 10 OUNCES