











<No Title>

Author: Donna Hammell
Website: www.donnascrochetshoppe.com
Grid Size: 180W x 180H
Design Area: 18.00" x 22.50" (180 x 180 stitches)

Legend:

	[2] RHS	312 Black		[2] RHS	726 Coral		[2] RHS	360 Cafe Latte
	[2] RHS	368 Paddy Green		[2] RHS	311 WHITE		[2] RHS	347 Light Periwinkle
	[2] RHS	718 Shocking Pink		[2] RHS	RH400 Gray Heather			
	[2] RHS	706 Perfect Pink		[2] RHS	3945 BLUE SUEDE			

Instructions for using the graph.

GAUGE= 5 STS = 1"
4 ROWS = 1"

I USED SIZE "H" AFGHAN HOOK,USE WHATEVER SIZE GIVES YOU THE CORRECT GAUGE. CAN BE DONE IN AFGHAN STITCH OR SINGLE CROCHET.

EACH SQUARE ON THE GRAPH REPRESENTS 1 STITCH. FOR SINGLE CROCHET READ THE CHART FROM RIGHT TO LEFT, AND THEN LEFT TO RIGHT. IF USING AFGHAN STITCH ALWAYS READ FROM THE RIGHT.

TO START: CHAIN ONE MORE STITCH THAN GRAPH.

YOU WILL NEED TO ADD STITCHES TO MAKE THE PIECE WIDER, AND ADD ROWS TO MAKE IT LONGER. THE DESIGN IS CENTERED, SO ADD STITCHES EVENLY TO BOTH SIDES.

ESTIMATED RED HEART SUPER SAVER YARN

BLACK:10 OUNCES
PADDY GREEN: 6 OUNCES
SHOCKING PINK: 2 OUNCES
WHITE: 8 OUNCES
PERFECT PINK: 2 OUNCES
LT PERIWINKLE: 10 OUNCES
CORAL: 2 OUNCES
GRAY HEATHER: 1 OUNCE
BLUE SUEDE(SMALL AMT
CAFE LATTE: 1 OUNCE