

10 20 30 40 50 60 70 80 90 100 110

10

20

30

40

50

60

70


80


90

100

110

June 2011











Flag_portugal

Author: Donna Hammell
Copyright: June 2011
Website: www.donnascrochetshoppe.com
Grid Size: 200W x 110H
Design Area: 20.00" x 13.75" (200 x 110 stitches)

Legend:

 [2] 001 RH912 Cherry Red
 [2] 001 RH676 Emerald Green

 [2] 001 rh001 White
 [2] 001 RH230 Yellow

 [2] 001 RH012 Black
 [2] 001 RH849 Olympic Blue

Instructions for using the graph.

GAUGE= 5 STS = 1"
4 ROWS = 1"

I USED SIZE "H" AFGHAN HOOK,USE WHATEVER SIZE GIVES YOU THE CORRECT GAUGE. CAN BE DONE IN AFGHAN STITCH OR SINGLE CROCHET.

EACH SQUARE ON THE GRAPH REPRESENTS 1 STITCH. FOR SINGLE CROCHET READ THE CHART FROM RIGHT TO LEFT, AND THEN LEFT TO RIGHT. IF USING AFGHAN STITCH ALWAYS READ FROM THE RIGHT.

TO START: CHAIN ONE MORE STITCH THAN GRAPH.

YOU WILL NEED TO ADD STITCHES TO MAKE THE PIECE WIDER, AND ADD ROWS TO MAKE IT LONGER. THE DESIGN IS CENTERED, SO ADD STITCHES EVENLY TO BOTH SIDES.

ESTIMATED RED HEART YARN NEEDED:

RED:14 OUNCES

OLYMPIC BLUE: 2 OUNCES

WHITE: SMALL AMT

BLACK: 2 OUNCES

YELLOW: 1 OUNCE

EMERALD GREEN = 7