



Legend:

■ RHS-312    □ RHS-316

# f16\_airforce\_180x180

---

**Author:** Donna Hammell  
**Copyright:** August 2023  
**Website:** [www.donnascrochetshoppe.com](http://www.donnascrochetshoppe.com)  
**Grid Size:** 180W x 180H  
**Design Area:** 18.00" x 22.50" (180 x 180 stitches)

## Legend:

■ [2] RHS 312 Black      □ [2] RHS 316 Soft White

Instructions for using the graph.

GAUGE= 5 STS = 1"  
4 ROWS = 1"

I USED SIZE "H" AFGHAN HOOK,USE WHATEVER SIZE GIVES YOU THE CORRECT GAUGE. CAN BE DONE IN AFGHAN STITCH OR SINGLE CROCHET.

EACH SQUARE ON THE GRAPH REPRESENTS 1 STITCH. FOR SINGLE CROCHET READ THE CHART FROM RIGHT TO LEFT, AND THEN LEFT TO RIGHT. IF USING AFGHAN STITCH ALWAYS READ FROM THE RIGHT.


TO START: CHAIN ONE MORE STITCH THAN GRAPH.

YOU WILL NEED TO ADD STITCHES TO MAKE THE PIECE WIDER, AND ADD ROWS TO MAKE IT LONGER. THE DESIGN IS CENTERED, SO ADD STITCHES EVENLY TO BOTH SIDES.


ESTIMATED RED HEART SUPER SAVER YARN NEEDED:

BLACK: 495 YDS


WHITE:1616 YDS




August 2023



August 2023



Legend:



August 2023

■ RHS-312    □ RHS-316