

















Legend:

- | | | | |
|---|---|---|---|
|  RHS-373 |  RHS-RH400 |  RHS-312 |  RHS-528 |
|  RHS-319 |  RHS-506 |  RHS-311 |  RHS-322 |

elsa_green_50x50

Author: Donna Hammell
Copyright: october 2022
Website: www.donnascrochetshoppe.com
Grid Size: 50W x 50H
Design Area: 5.00" x 6.25" (50 x 50 stitches)

Legend:

 [2] RHS	373 Petal Pink	 [2] RHS	506 Pool	 [2] RHS	528 Medium Purple
 [2] RHS	319 Cherry Red	 [2] RHS	312 Black	 [2] RHS	322 Pale Yellow
 [2] RHS	RH400 Gray Heather	 [2] RHS	311 WHITE		

Instructions for using the graph.

GAUGE= 5 STS = 1"
4 ROWS = 1"

I USED SIZE "H" AFGHAN HOOK, USE WHATEVER SIZE GIVES YOU THE CORRECT GAUGE. CAN BE DONE IN AFGHAN STITCH OR SINGLE CROCHET.

EACH SQUARE ON THE GRAPH REPRESENTS 1 STITCH. FOR SINGLE CROCHET READ THE CHART FROM RIGHT TO LEFT, AND THEN LEFT TO RIGHT. IF USING AFGHAN STITCH ALWAYS READ FROM THE RIGHT.

TO START: CHAIN ONE MORE STITCH THAN GRAPH.

YOU WILL NEED TO ADD STITCHES TO MAKE THE PIECE WIDER, AND ADD ROWS TO MAKE IT LONGER. THE DESIGN IS CENTERED, SO ADD STITCHES EVENLY TO BOTH SIDES.

ESTIMATED RED HEART YARN NEEDED:

WHITE :LESS THAN A YARD

BLUE:LESS THAN A YD

PALE YELLOW: 32 YDS

PETAL PINK: 36 YDS

BLACK: 45 YDS

CHERRY RED: SMALL AMT

GRAY HEATHER: LESS THAN A YD

MEDIUM PURPLE: LESS THAN A YD