




March 2012



March 2012



March 2012











# easter\_cross

---

**Author:** Donna Hammell  
**Copyright:** March 2012  
**Website:** www.donnascrochetshoppe.com  
**Grid Size:** 160W x 180H  
**Design Area:** 16.00" x 22.50" (160 x 180 stitches)

## Legend:

 [2] 001 RH012 Black	 [2] 001 RH339 Medium Brown	 [2] 001 RH111 Eggshell
 [2] 001 RH676 Emerald Green	 [2] 001 RH334 Tan	 [2] 001 rh001 White
 [2] 001 RH584 Lavendar	 [2] 001 RH230 Yellow	

Instructions for using the graph.

GAUGE= 5 STS = 1"  
4 ROWS = 1"

I USED SIZE "H" AFGHAN HOOK, USE WHATEVER SIZE GIVES YOU THE CORRECT GAUGE. CAN BE DONE IN AFGHAN STITCH OR SINGLE CROCHET.

EACH SQUARE ON THE GRAPH REPRESENTS 1 STITCH. FOR SINGLE CROCHET READ THE CHART FROM RIGHT TO LEFT, AND THEN LEFT TO RIGHT. IF USING AFGHAN STITCH ALWAYS READ FROM THE RIGHT.

TO START: CHAIN ONE MORE STITCH THAN GRAPH.

YOU WILL NEED TO ADD STITCHES TO MAKE THE PIECE WIDER, AND ADD ROWS TO MAKE IT LONGER. THE DESIGN IS CENTERED, SO ADD STITCHES EVENLY TO BOTH SIDES.

ESTIMATED YARN NEEDED:  
BLACK ; 2 OUNCES  
EMERALD GREEN: 1 OUNCE  
LAVENDAR: 3 OUNCES  
BACKGROUND: 17 OUNCES  
MEDIUM BROWN: 2 OUNCES  
TAN: 2 OUNCES  
YELLOW: 5 OUNCES  
WHITE: 2 OUNCES