



Easter by Donna Hammell



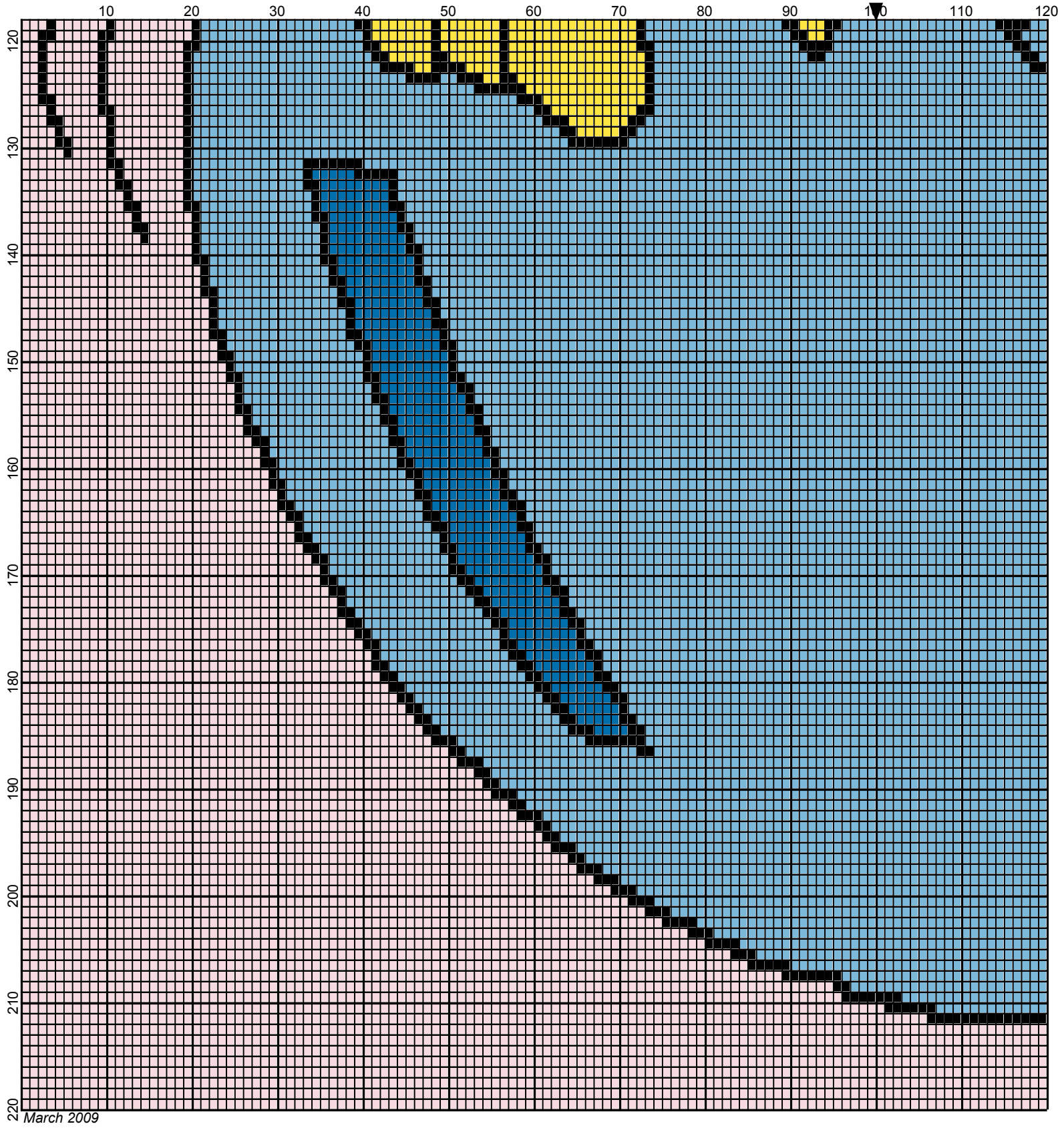
March 2009

Easter by Donna Hammell

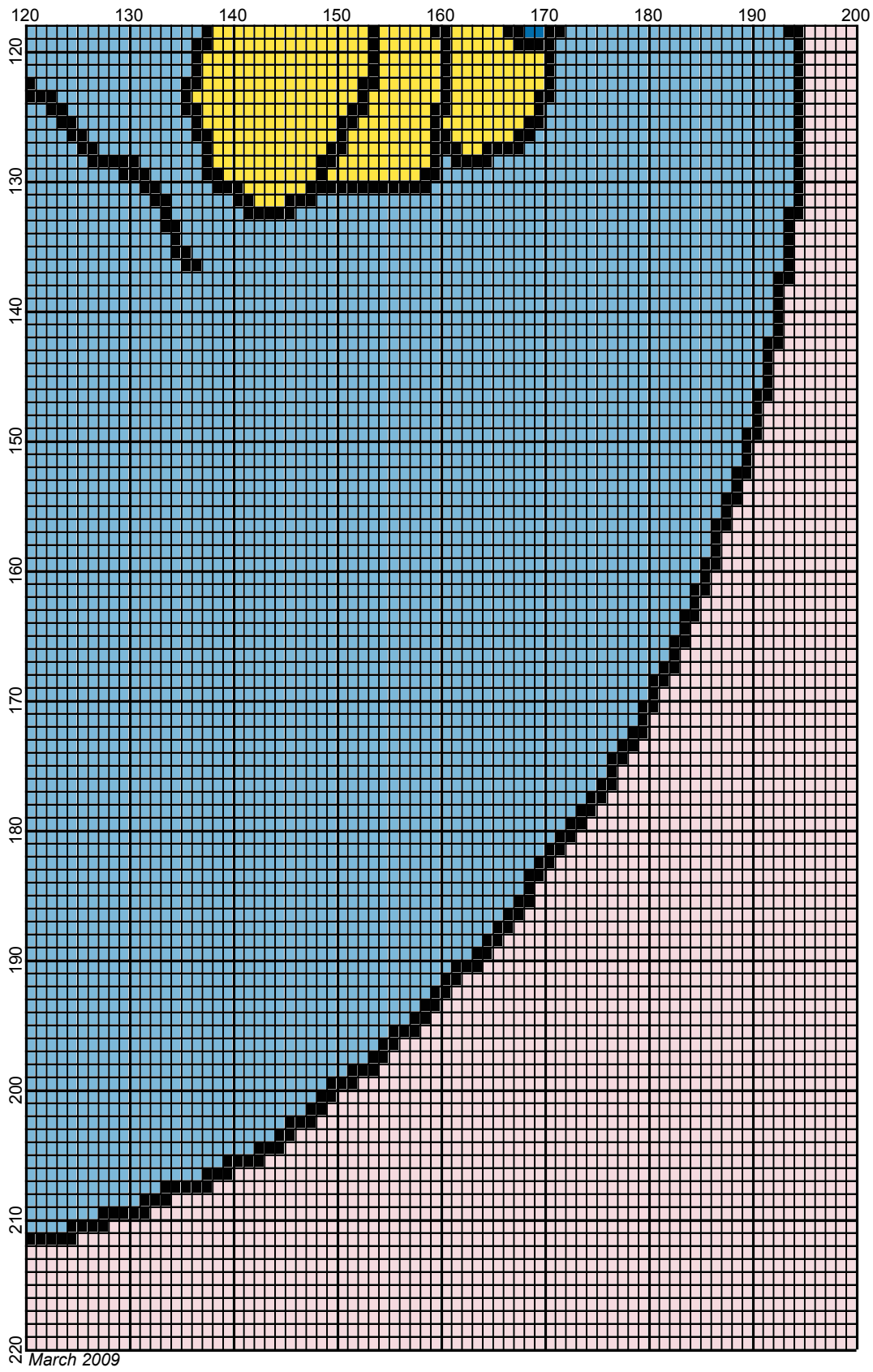


March 2009

Easter by Donna Hammell



Easter by Donna Hammell









March 2009

# Easter

---

**Author:** Donna Hammell  
**Company:** The Crochet Shoppe  
**Copyright:** March 2009  
**Website:** [www.geocities.com/crochetshoppe/patterns.html](http://www.geocities.com/crochetshoppe/patterns.html)  
**Grid Size:** 200W x 220H  
**Design Area:** 20.00" x 27.50" (200 x 220 stitches)

**Legend:** (001)

 [2] RH012 Black	 [2] RH230 Yellow	 [2] RH822 True Blue
 [2] RH645 Honey Gold	 [2] RH815 Pale Blue	 [2] RH719 Lily Pink

Instructions for using the graph.

GAUGE= 5 STS = 1"  
4 ROWS = 1"

I USED SIZE "H" AFGHAN HOOK, USE WHATEVER SIZE GIVES YOU THE CORRECT GAUGE. CAN BE DONE IN AFGHAN STITCH OR SINGLE CROCHET.

EACH SQUARE ON THE GRAPH REPRESENTS 1 STITCH. FOR SINGLE CROCHET READ THE CHART FROM RIGHT TO LEFT, AND THEN LEFT TO RIGHT. IF USING AFGHAN STITCH ALWAYS READ FROM THE RIGHT.

TO START: CHAIN ONE MORE STITCH THAN GRAPH.

YOU WILL NEED TO ADD STITCHES TO MAKE THE PIECE WIDER, AND ADD ROWS TO MAKE IT LONGER. THE DESIGN IS CENTERED, SO ADD STITCHES EVENLY TO BOTH SIDES.

ESTIMATED RED HEART YARN NEEDED:

BLACK : 3 OUNCES

HONEY GOLD: 1 OUNCE

YELLOW: 5 OUNCES

PALE BLUE: 17 OUNCE

TRUE BLUE: 1 OUNCE

LILY PINK: 20 OUNCES