



August 2012















August 2012

eagle_shield

Author: Donna Hammell
Copyright: August 2012
Website: www.donnascrochetshoppe.com
Grid Size: 200W x 200H
Design Area: 20.00" x 25.00" (200 x 200 stitches)

Legend:

 [2] SSE SSE312 Black	 [2] SSE SSE390 Hot Red	 [2] SSE SSE341 Light Gray
 [2] SSE SSE336 Warm Brown	 [2] SSE SSE886 Blue	 [2] SSE SSE322 Pale Yellow
 [2] SSE SSE316 Soft White	 [2] SSE SSE368 Paddy Green	
 [2] SSE SSE321 Gold	 [2] SSE SSE254 Pumpkin	

Instructions for using the graph.

GAUGE= 5 STS = 1"
4 ROWS = 1"

I USED SIZE "H" AFGHAN HOOK, USE WHATEVER SIZE GIVES YOU THE CORRECT GAUGE. CAN BE DONE IN AFGHAN STITCH OR SINGLE CROCHET.

EACH SQUARE ON THE GRAPH REPRESENTS 1 STITCH. FOR SINGLE CROCHET READ THE CHART FROM RIGHT TO LEFT, AND THEN LEFT TO RIGHT. IF USING AFGHAN STITCH ALWAYS READ FROM THE RIGHT.

TO START: CHAIN ONE MORE STITCH THAN GRAPH.

IF YOU NEED TO MAKE THE PIECE WIDER ADD AN EVEN NUMBER OF STITCHES TO BOTH SIDES, AND ADD ROWS TO MAKE IT LONGER. THE DESIGN IS CENTERED, SO ADD STITCHES EVENLY TO BOTH SIDES.

ESTIMATED YARN NEEDED:

SOFT WHITE: 3 OUNCES
WARM BROWN: 9 OUNCES
RED: 1 OUNCE
BLACK: 5 OUNCES
BLUE: 1 OUNCE
GOLD: SMALL AMT
BACKGROUND: 25 OUNCES
GREEN: SMALL AMT
PUMPKIN: SMALL AMT
GRAY: SMALL AMT