
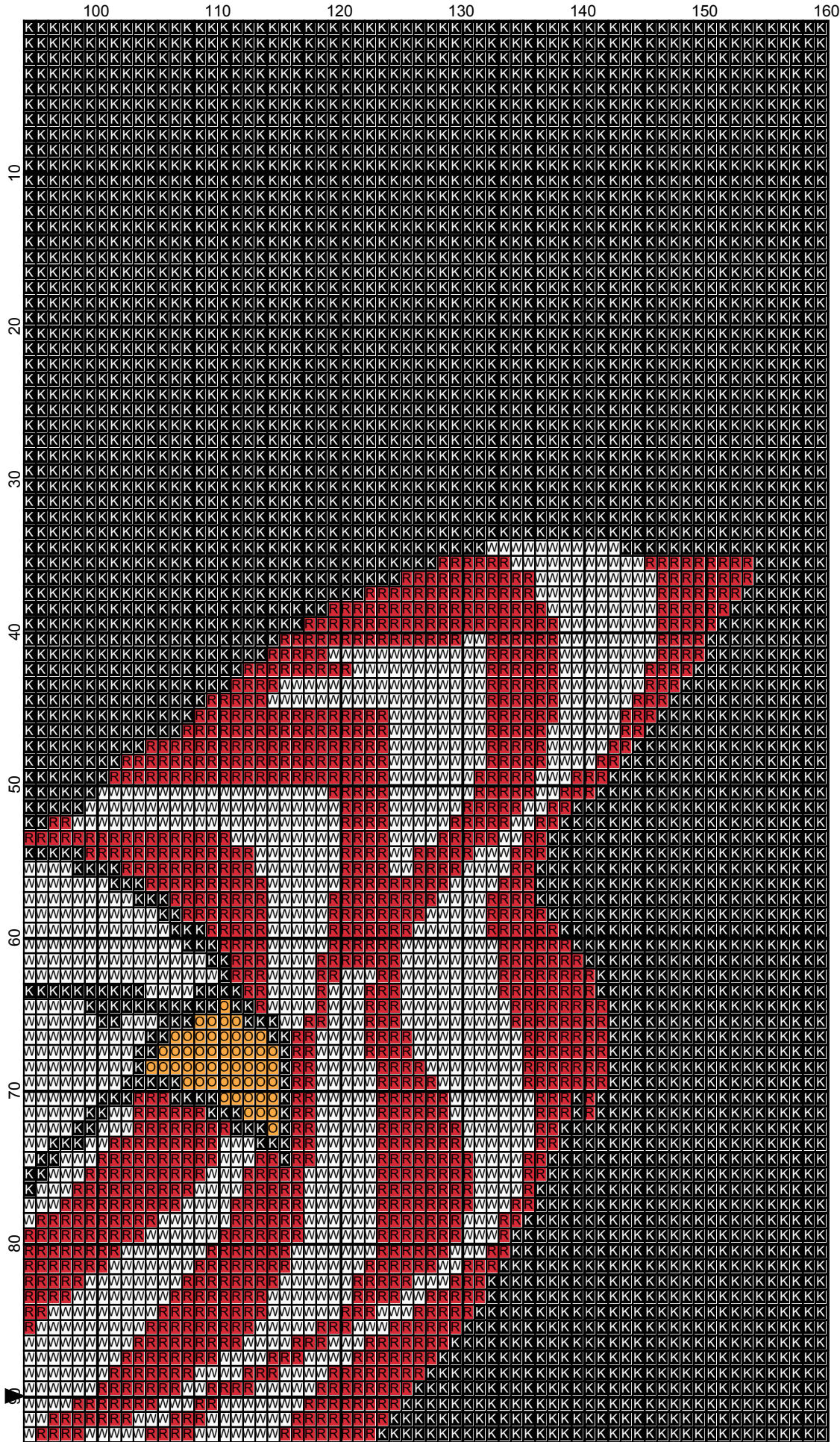
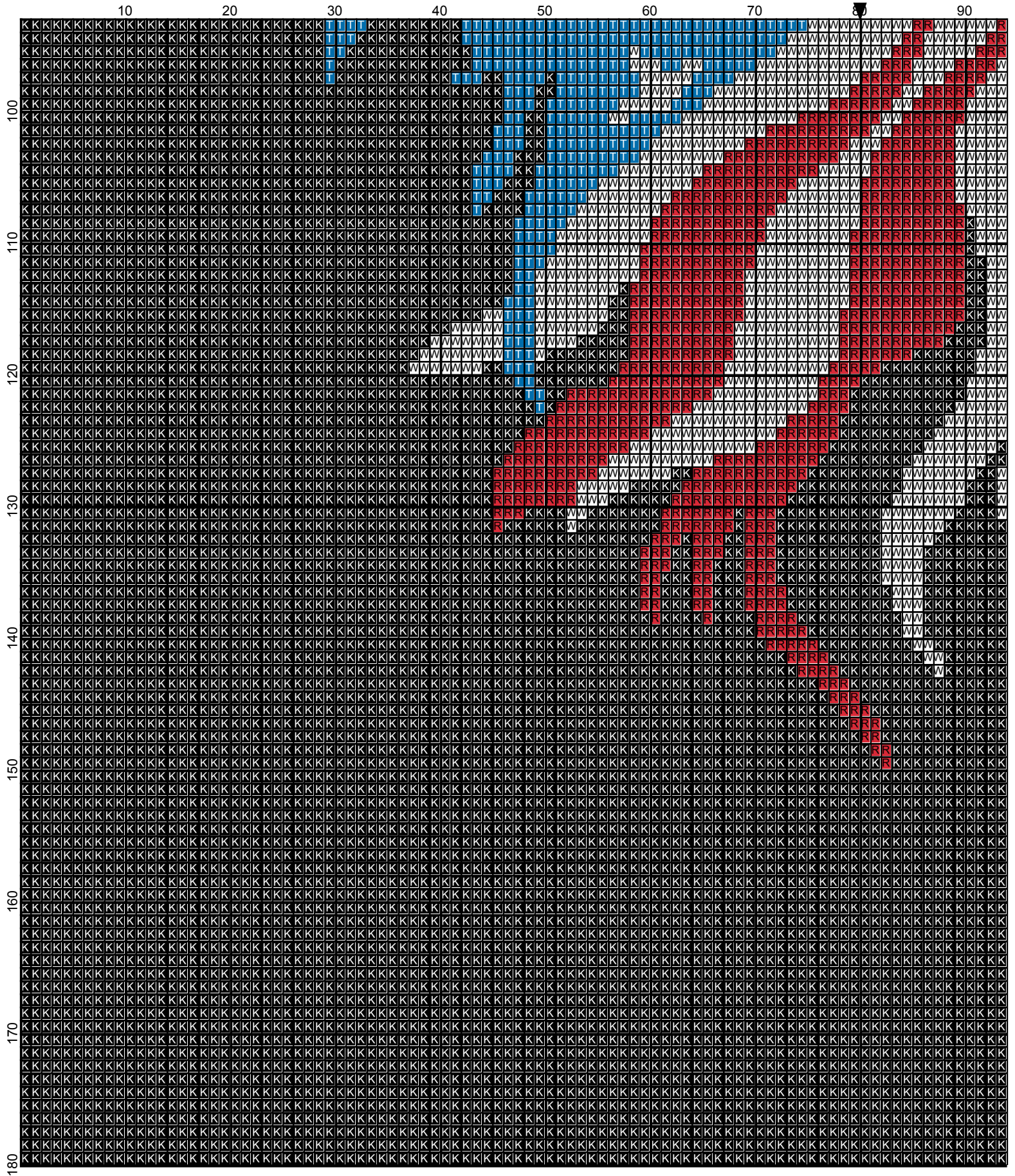
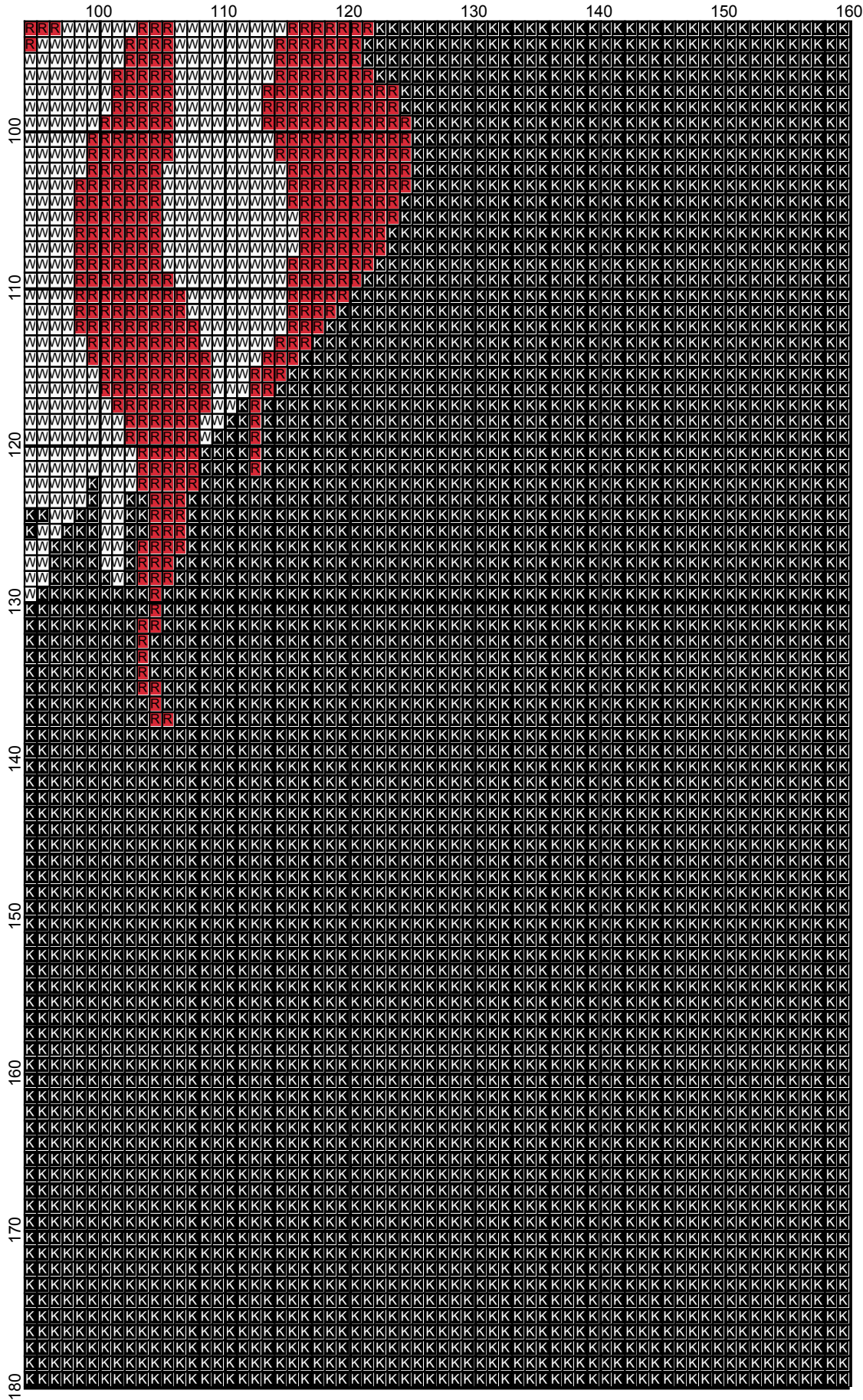


10 20 30 40 50 60 70 80 90









# <No Title>

---

**Author:** Donna Hammell  
**Website:** www.donnascrochetshoppe.com  
**Grid Size:** 160W x 180H  
**Design Area:** 16.00" x 22.50" (160 x 180 stitches)

## Legend:

**K** [2] 001 RH012 Black  
**R** [2] 001 RH912 Cherry Red

**O** [2] 001 RH245 Orange  
**T** [2] 001 RH822 True Blue

**B** [2] 001 RH336 Warm Brown  
**W** [2] 001 rh001 White

Instructions for using the graph.

GAUGE= 5 STS = 1"  
4 ROWS = 1"

I USED SIZE "H" AFGHAN HOOK, USE WHATEVER SIZE GIVES YOU THE CORRECT GAUGE. CAN BE DONE IN AFGHAN STITCH OR SINGLE CROCHET.

EACH SQUARE ON THE GRAPH REPRESENTS 1 STITCH. FOR SINGLE CROCHET READ THE CHART FROM RIGHT TO LEFT, AND THEN LEFT TO RIGHT. IF USING AFGHAN STITCH ALWAYS READ FROM THE RIGHT.

TO START: CHAIN ONE MORE STITCH THAN GRAPH.

YOU WILL NEED TO ADD STITCHES TO MAKE THE PIECE WIDER, AND ADD ROWS TO MAKE IT LONGER. THE DESIGN IS CENTERED, SO ADD STITCHES EVENLY TO BOTH SIDES.

## ESTIMATED YARN NEEDED:

CHERRY RED: 3 OUNCES  
WHITE: 3 OUNCES  
TRUE BLUE: 3 OUNCES  
BLACK: 21 OUNCES  
ORANGE: SMALL AMT  
WARM BROWN: 1 OUNCE