

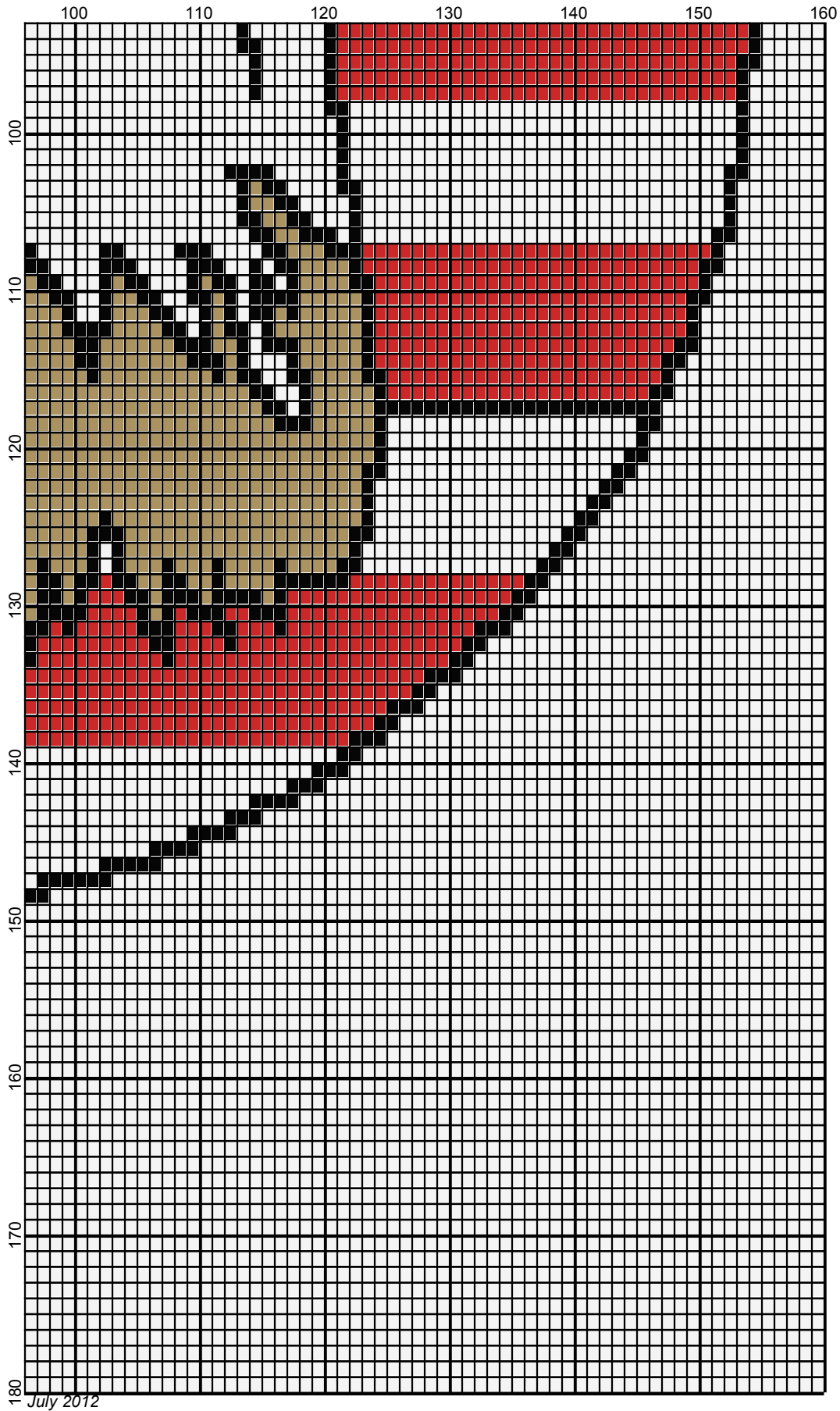


July 2012



July 2012









# eagle\_flag



---

**Author:** Donna Hammell  
**Copyright:** July 2012  
**Website:** www.donnascrochetshoppe.com  
**Grid Size:** 160W x 180H  
**Design Area:** 16.00" x 22.50" (160 x 180 stitches)

## Legend:

 [2] SSE SSE390 Hot Red  
 [2] SSE SSE385 Royal

 [2] SSE SSE312 Black  
 [2] SSE SSE336 Warm Brown

 [2] SSE SSE321 Gold  
 [2] SSE SSE311 White

Instructions for using the graph.

GAUGE= 5 STS = 1"  
4 ROWS = 1"

I USED SIZE "H" AFGHAN HOOK,USE WHATEVER SIZE GIVES YOU THE CORRECT GAUGE. CAN BE DONE IN AFGHAN STITCH OR SINGLE CROCHET.

EACH SQUARE ON THE GRAPH REPRESENTS 1 STITCH. FOR SINGLE CROCHET READ THE CHART FROM RIGHT TO LEFT, AND THEN LEFT TO RIGHT. IF USING AFGHAN STITCH ALWAYS READ FROM THE RIGHT.

TO START: CHAIN ONE MORE STITCH THAN GRAPH.

IF YOU NEED TO MAKE THE PIECE WIDER ADD AN EVEN NUMBER OF STITCHES TO BOTH SIDES, AND ADD ROWS TO MAKE IT LONGER. THE DESIGN IS CENTERED, SO ADD STITCHES EVENLY TO BOTH SIDES.

## ESTIMATED YARN NEEDED:

WHITE:21 OUNCES  
GOLD: 1 OUNCE  
BROWN: 3 OUNCES  
BLUE; 3 OUNCES  
BLACK: 2 OUNCES  
RED: 3 OUNCES