



January 2026

Legend:

- RHS-312
- RHS-368
- RHS-316

# dollar\_signs\_160x160

---

**Author:** Donna Hammell  
**Copyright:** January 2026  
**Website:** www.donnascrochetshoppe.com  
**Grid Size:** 160W x 160H  
**Design Area:** 16.00" x 20.00" (160 x 160 stitches)

**Legend:**

■ [2] RHS 312 Black

■ [2] RHS 368 Paddy Green

□ [2] RHS 316 Soft White

Instructions for using the graph.

GAUGE= 5 STS = 1"  
4 ROWS = 1"

I USED SIZE "H" AFGHAN HOOK,USE WHATEVER SIZE GIVES YOU THE CORRECT GAUGE. CAN BE DONE IN AFGHAN STITCH OR SINGLE CROCHET.

EACH SQUARE ON THE GRAPH REPRESENTS 1 STITCH. FOR SINGLE CROCHET READ THE CHART FROM RIGHT TO LEFT, AND THEN LEFT TO RIGHT. IF USING AFGHAN STITCH ALWAYS READ FROM THE RIGHT.

TO START: CHAIN ONE MORE STITCH THAN GRAPH.


YOU WILL NEED TO ADD STITCHES TO MAKE THE PIECE WIDER, AND ADD ROWS TO MAKE IT LONGER. THE DESIGN IS CENTERED, SO ADD STITCHES EVENLY TO BOTH SIDES.


ESTIMATED RED HEART YARN NEEDED:

WHITE: 20 OUNCES/956 YDS

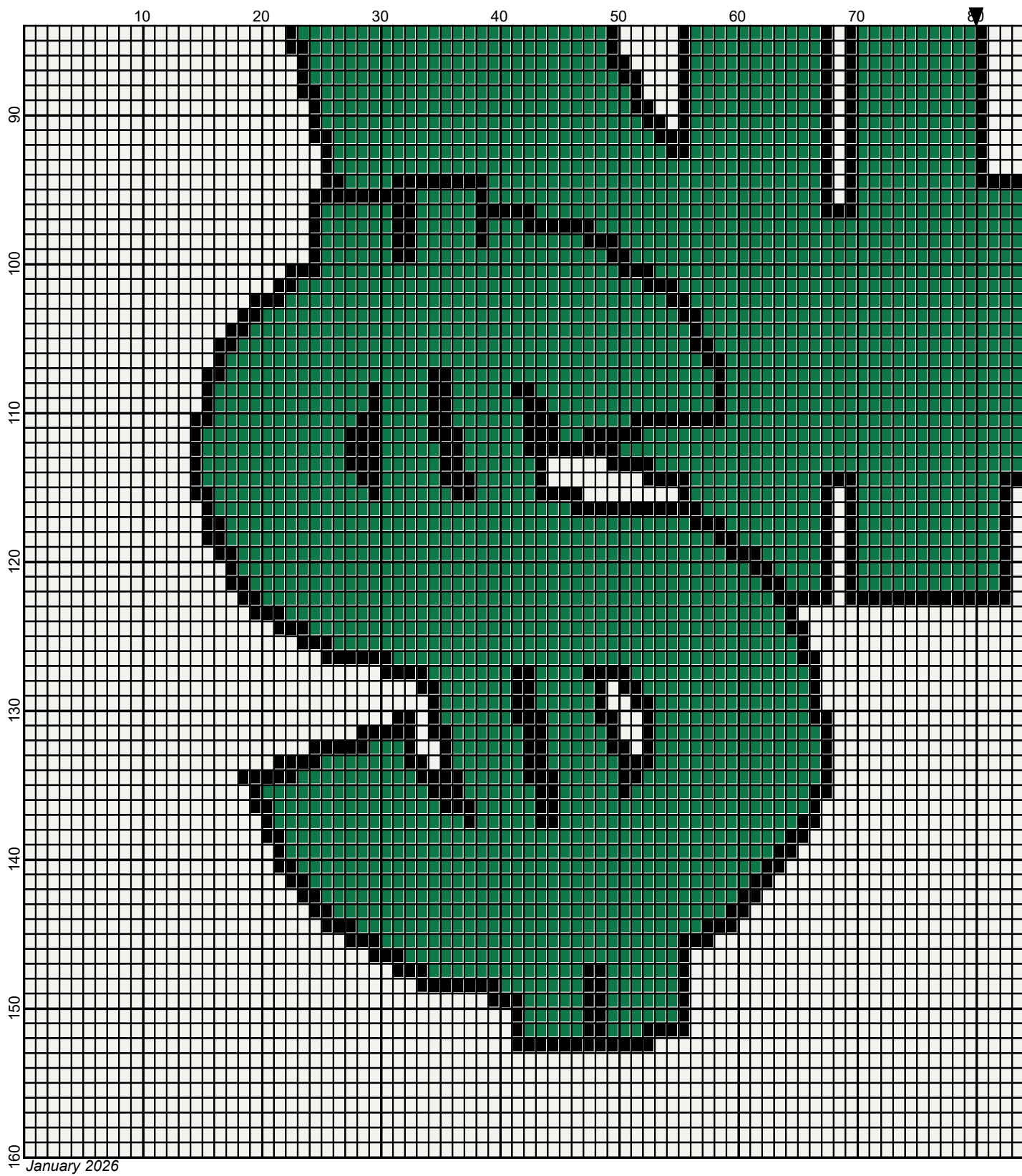
GREEN:12 OUNCES/612 YDS

BLACK: 2 OUNCES/102 YDS

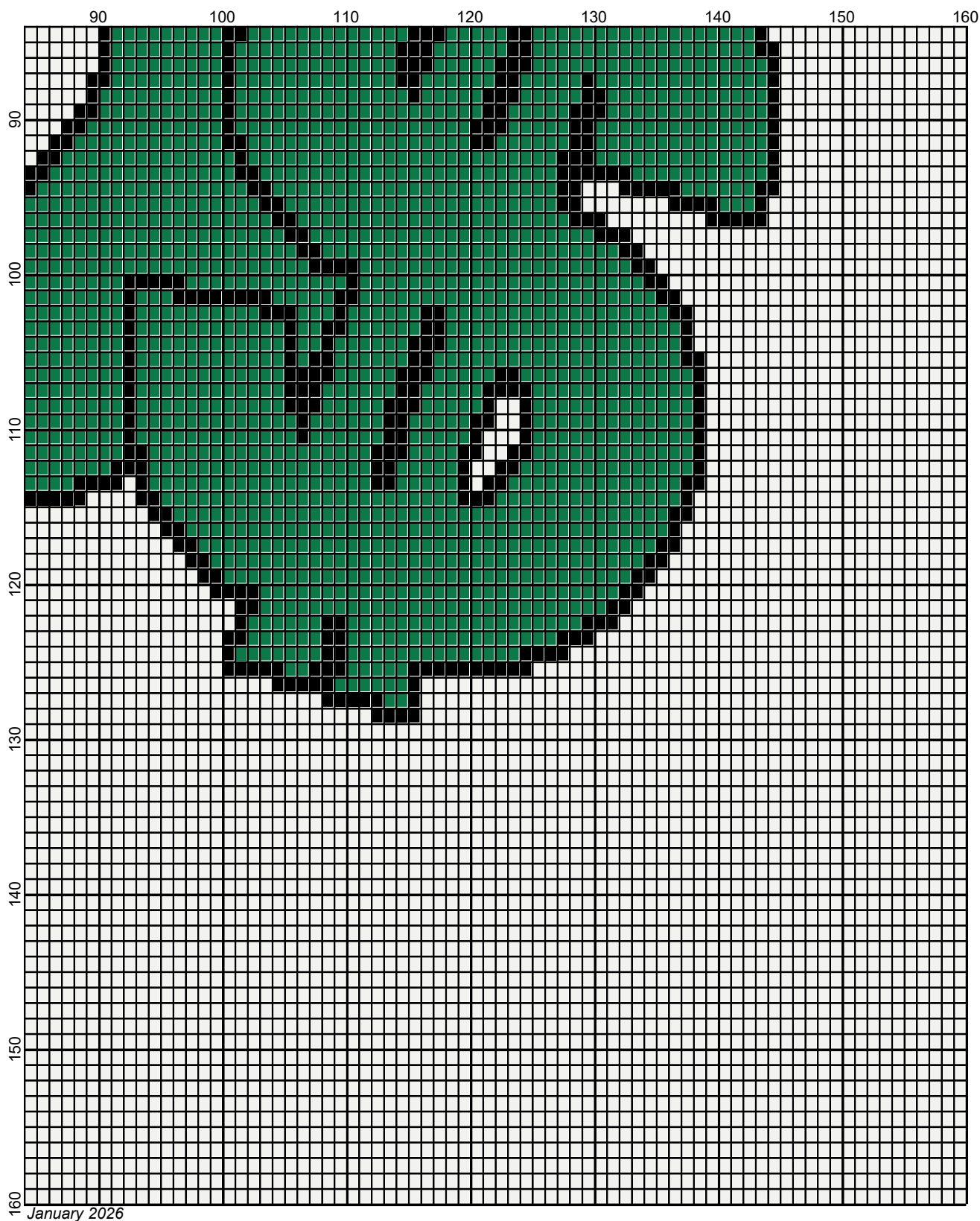




January 2026



Legend:



■ RHS-312   ■ RHS-368   □ RHS-316