

















Legend:

 RHS-373	 RHS-324	 RHS-347	 RHS-390	 RHS-321	 RHC-0339	 RHS-528
 RHS-724	 RHS-259	 RHS-312	 RHS-316	 RHS-319	 RHS-368	 RHS-3862

disney_princesses_260x260

Author: Donna Hammell
Copyright: October 2021
Website: www.donnascrochetshoppe.com
Grid Size: 260W x 260H
Design Area: 26.00" x 32.50" (260 x 260 stitches)

Legend:

	[2]	RHS	373	Petal Pink		[2]	RHS	312	Black		[2]	RHC	0339	Mid Brown
	[2]	RHS	724	Baby Pink		[2]	RHS	390	Hot Red		[2]	RHS	368	Paddy Green
	[2]	RHS	324	Bright Yellow		[2]	RHS	316	Soft White		[2]	RHS	528	Medium Purple
	[2]	RHS	259	FLAMINGO		[2]	RHS	321	Gold		[2]	RHS	3862	Jade
	[2]	RHS	347	Light Periwinkle		[2]	RHS	319	Cherry Red					

Instructions for using the graph.

GAUGE= 5 STS = 1"
4 ROWS = 1"

I USED SIZE "H" AFGHAN HOOK,USE WHATEVER SIZE GIVES YOU THE CORRECT GAUGE. CAN BE DONE IN AFGHAN STITCH OR SINGLE CROCHET.

EACH SQUARE ON THE GRAPH REPRESENTS 1 STITCH. FOR SINGLE CROCHET READ THE CHART FROM RIGHT TO LEFT, AND THEN LEFT TO RIGHT. IF USING AFGHAN STITCH ALWAYS READ FROM THE RIGHT.

TO START: CHAIN ONE MORE STITCH THAN GRAPH.

YOU WILL NEED TO ADD STITCHES TO MAKE THE PIECE WIDER, AND ADD ROWS TO MAKE IT LONGER. THE DESIGN IS CENTERED, SO ADD STITCHES EVENLY TO BOTH SIDES.

ESTIMATED RED HEART YARN NEEDED:

BLACK: 18 OUNCES

WHITE:2 OUNCES

CHERRY RED: 6 OUNCES

JADE: 1 OUNCE

MEDIUM BROWN : 2 OUNCES

PETAL PINK: 34 OUNCES

BABY PINK : 12 OUNCES

BRIGHT YELLOW: 6 OUNCES

PADDY GREEN: 1 OUNCE


FLAMINGO : 2 OUNCES

LT PERIWINKLE: 8 OUNCES


MEDIUM PURPLE: SMALL AMOUNT

GOLD: 2 OUNCES


RED: 1 OUNCE




October 2021




October 2021




October 2021




October 2021



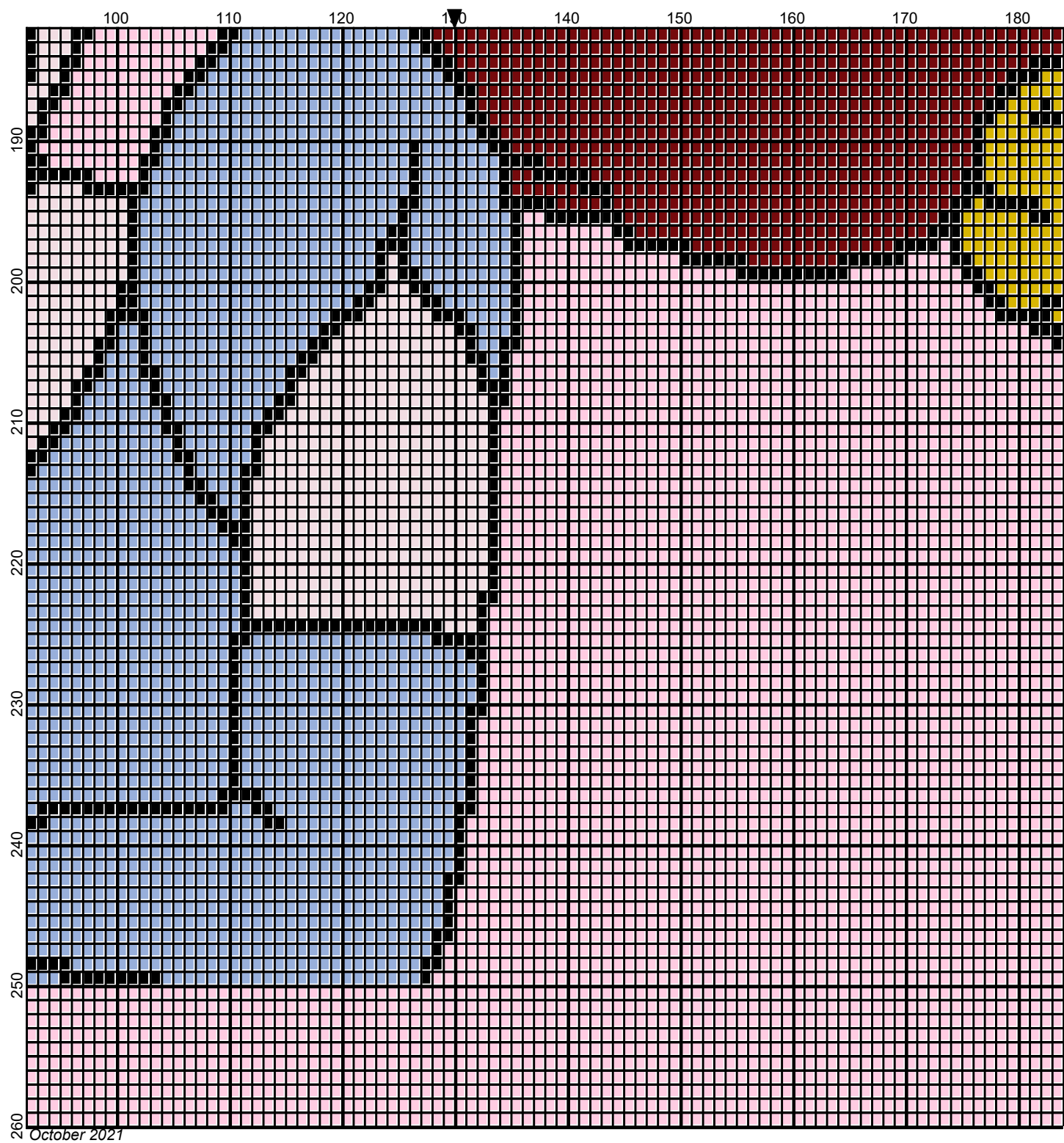
October 2021




October 2021



Legend:



RHS-373 RHS-324 RHS-347 RHS-390 RHS-321 RHC-0339 RHS-528




RHS-724
 RHS-259
 RHS-312
 RHS-316
 RHS-319
 RHS-368
 RHS-3862

disney_princesses_260x260

Author: Donna Hammell
Copyright: October 2021
Website: www.donnascrochetshoppe.com
Grid Size: 260W x 260H
Design Area: 26.00" x 32.50" (260 x 260 stitches)

Legend:

	[2]	RHS	373	Petal Pink		[2]	RHS	312	Black		[2]	RHC	0339	Mid Brown
	[2]	RHS	724	Baby Pink		[2]	RHS	390	Hot Red		[2]	RHS	368	Paddy Green
	[2]	RHS	324	Bright Yellow		[2]	RHS	316	Soft White		[2]	RHS	528	Medium Purple
	[2]	RHS	259	FLAMINGO		[2]	RHS	321	Gold		[2]	RHS	3862	Jade
	[2]	RHS	347	Light Periwinkle		[2]	RHS	319	Cherry Red					

Instructions for using the graph.

GAUGE= 5 STS = 1"
4 ROWS = 1"

I USED SIZE "H" AFGHAN HOOK,USE WHATEVER SIZE GIVES YOU THE CORRECT GAUGE. CAN BE DONE IN AFGHAN STITCH OR SINGLE CROCHET.

EACH SQUARE ON THE GRAPH REPRESENTS 1 STITCH. FOR SINGLE CROCHET READ THE CHART FROM RIGHT TO LEFT, AND THEN LEFT TO RIGHT. IF USING AFGHAN STITCH ALWAYS READ FROM THE RIGHT.

TO START: CHAIN ONE MORE STITCH THAN GRAPH.

YOU WILL NEED TO ADD STITCHES TO MAKE THE PIECE WIDER, AND ADD ROWS TO MAKE IT LONGER. THE DESIGN IS CENTERED, SO ADD STITCHES EVENLY TO BOTH SIDES.

ESTIMATED RED HEART YARN NEEDED:

BLACK: 18 OUNCES

WHITE:2 OUNCES

CHERRY RED: 6 OUNCES

JADE: 1 OUNCE

MEDIUM BROWN : 2 OUNCES

PETAL PINK: 34 OUNCES

BABY PINK : 12 OUNCES

BRIGHT YELLOW: 6 OUNCES

PADDY GREEN: 1 OUNCE

FLAMINGO : 2 OUNCES

LT PERIWINKLE: 8 OUNCES

MEDIUM PURPLE: SMALL AMOUNT

GOLD: 2 OUNCES

RED: 1 OUNCE