
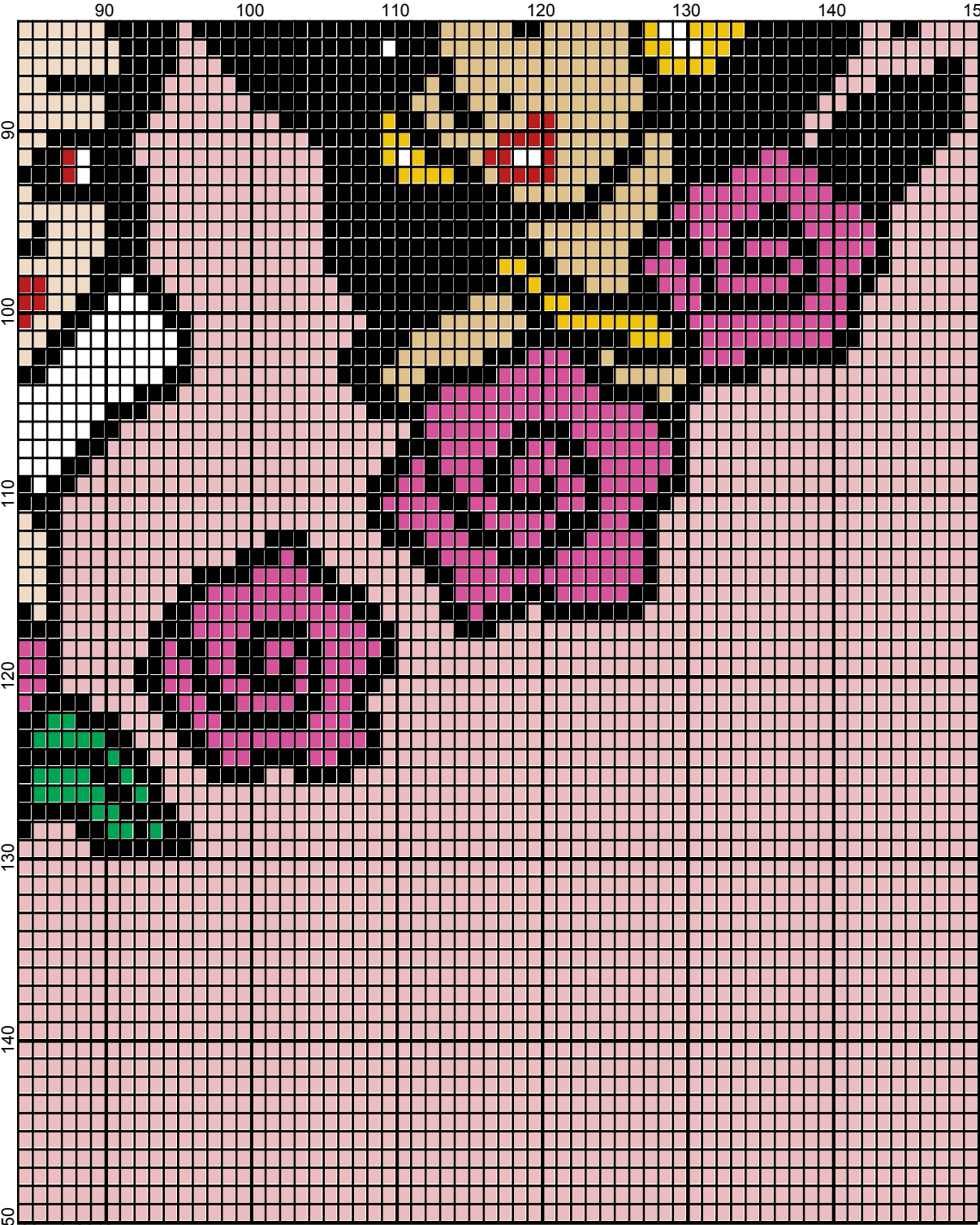


March 2013





March 2013











March 2013





disney_princesses_2

Author: Donna Hammell
Copyright: March 2013
Website: www.donnascrochetshoppe.com
Grid Size: 150W x 150H
Design Area: 15.00" x 18.75" (150 x 150 stitches)

Legend:

 [2] RHS 390 Hot Red
 [2] BSS 7483 Walnut
 [2] BSS 609 Kelly Green
 [2] BSS 608 Bright Yellow

 [2] BSS 7421 Black
 [2] BSS 416 Super Pink
 [2] BSS 8879 Sky
 [2] BSS 9418 Peach

 [2] BSS 515 Deep Straw
 [2] BSS 7391 White
 [2] BSS 7551 Pale Antique Rose
 [2] BSS 522 Redwood

Instructions for using the graph.

GAUGE= 5 STS = 1"
4 ROWS = 1"

I USED SIZE "H" AFGHAN HOOK,USE WHATEVER SIZE GIVES YOU THE CORRECT GAUGE. CAN BE DONE IN AFGHAN STITCH OR SINGLE CROCHET.

EACH SQUARE ON THE GRAPH REPRESENTS 1 STITCH. FOR SINGLE CROCHET READ THE CHART FROM RIGHT TO LEFT, AND THEN LEFT TO RIGHT. IF USING AFGHAN STITCH ALWAYS READ FROM THE RIGHT.

TO START: CHAIN ONE MORE STITCH THAN GRAPH.

IF YOU NEED TO ADD STITCHES TO MAKE THE PIECE WIDER, AND ADD ROWS TO MAKE IT LONGER. ADD STITCHES EVENLY TO BOTH SIDES.

ESTIMATED YARN NEEDED:

BLACK: 6 OUNCES
WALNUT: 1 OUNCE
RED: SMALL AMT
LT PEACH: 2 OUNCES
SUPER PINK: 3 OUNCES
BRIGHT YELLOW: 1 OUNCE
REDWOOD: 1 OUNCE
SKY BLUE: 1 OUNCE
KELLY GREEN: SMALL AMT
WHITE: SMALL AMT
DEEP STRAW: SMALL AMT
WHITE: SMALL AMT
BACKGROUND: 15 OUNCES