



March 2018

110 120 130 140 150 160 170 180 190 200

10

20

30

40

50


60

70


80

90


100



March 2018



March 2018















March 2018

department_navy_200x200

Author: Donna Hammell
Company: Donna's Crochet Shoppe
Copyright: March 2018
Website: www.donnascrochetshoppe.com
Grid Size: 200W x 200H
Design Area: 20.00" x 25.00" (200 x 200 stitches)

Legend:

 [2] RHS	316 Soft White	 [2] RHS	368 Paddy Green	 [2] RHS	360 Cafe Latte
 [2] RHS	321 Gold	 [2] RHS	3945 BLUE SUEDE	 [2] RHC	0339 Mid Brown
 [2] RHS	381 Light Blue	 [2] RHS	312 Black	 [2] RHS	RH400 Gray Heather
 [2] RHS	387 Soft navy	 [2] RHS	324 Bright Yellow	 [2] RHS	390 Hot Red

Instructions for using the graph.

GAUGE= 5 STS = 1"
4 ROWS = 1"

I USED SIZE "H" AFGHAN HOOK, USE WHATEVER SIZE GIVES YOU THE CORRECT GAUGE. CAN BE DONE IN AFGHAN STITCH OR SINGLE CROCHET.

EACH SQUARE ON THE GRAPH REPRESENTS 1 STITCH. FOR SINGLE CROCHET READ THE CHART FROM RIGHT TO LEFT, AND THEN LEFT TO RIGHT. IF USING AFGHAN STITCH ALWAYS READ FROM THE RIGHT.

TO START: CHAIN ONE MORE STITCH THAN GRAPH.

YOU WILL NEED TO ADD STITCHES TO MAKE THE PIECE WIDER, AND ADD ROWS TO MAKE IT LONGER. THE DESIGN IS CENTERED, SO ADD STITCHES EVENLY TO BOTH SIDES.

ESTIMATED RED HEART YARN NEEDED:

WHITE: 26 OUNCES
GOLD: 6 OUNCES
LT BLUE: 4 OUNCES
SOFT NAVY: 12 OUNCES
PADDY GREEN: 1 OUNCE
BLUE SUEDE: 1 OUNCE
BLACK: 3 OUNCES
BR YELLOW: 1 OUNCE
CAFE LATTE: 1 OUNCE
MID BROWN: 2 OUNCES
GRAY: 1 OUNCE
RED: SMALL AMT