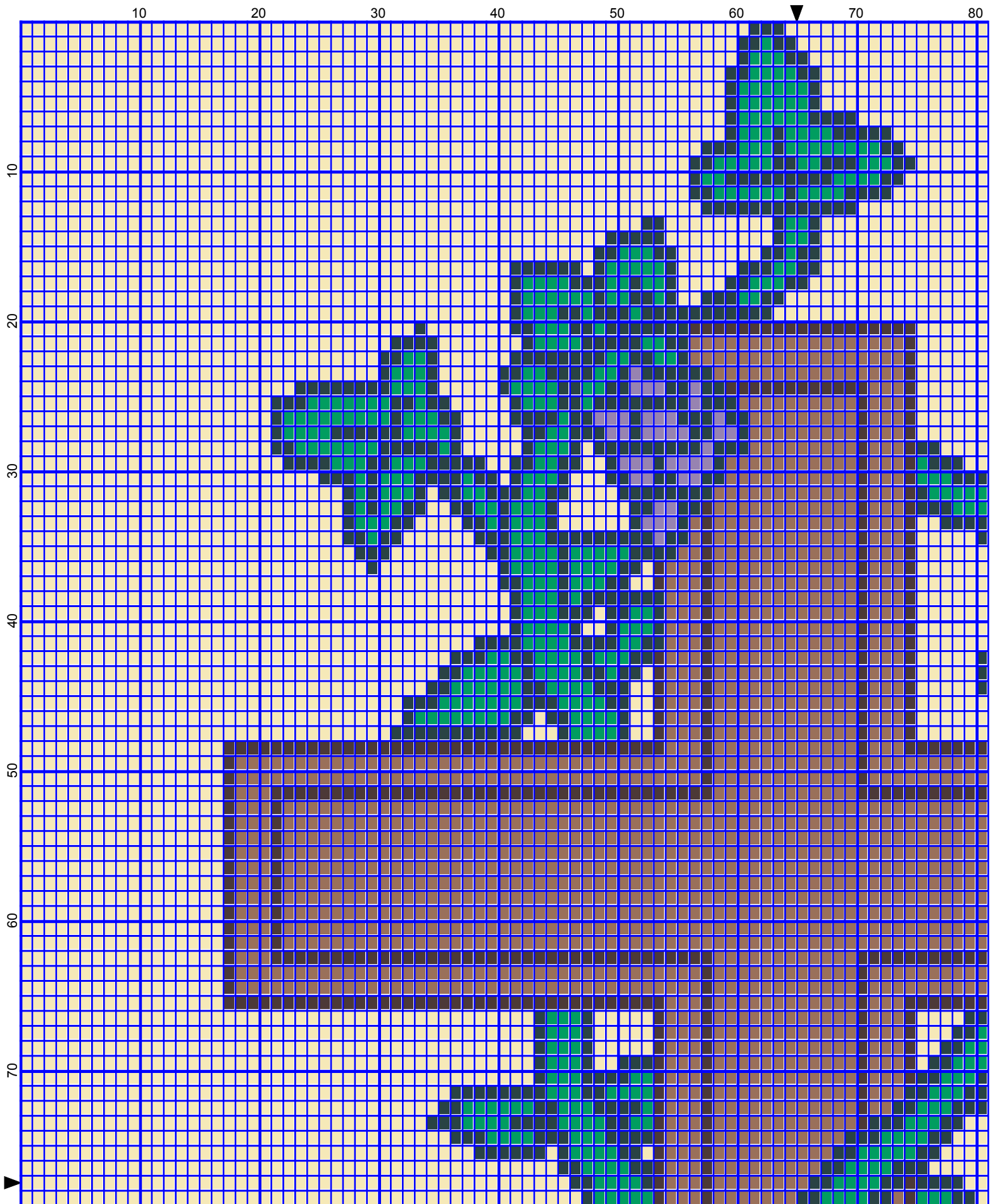



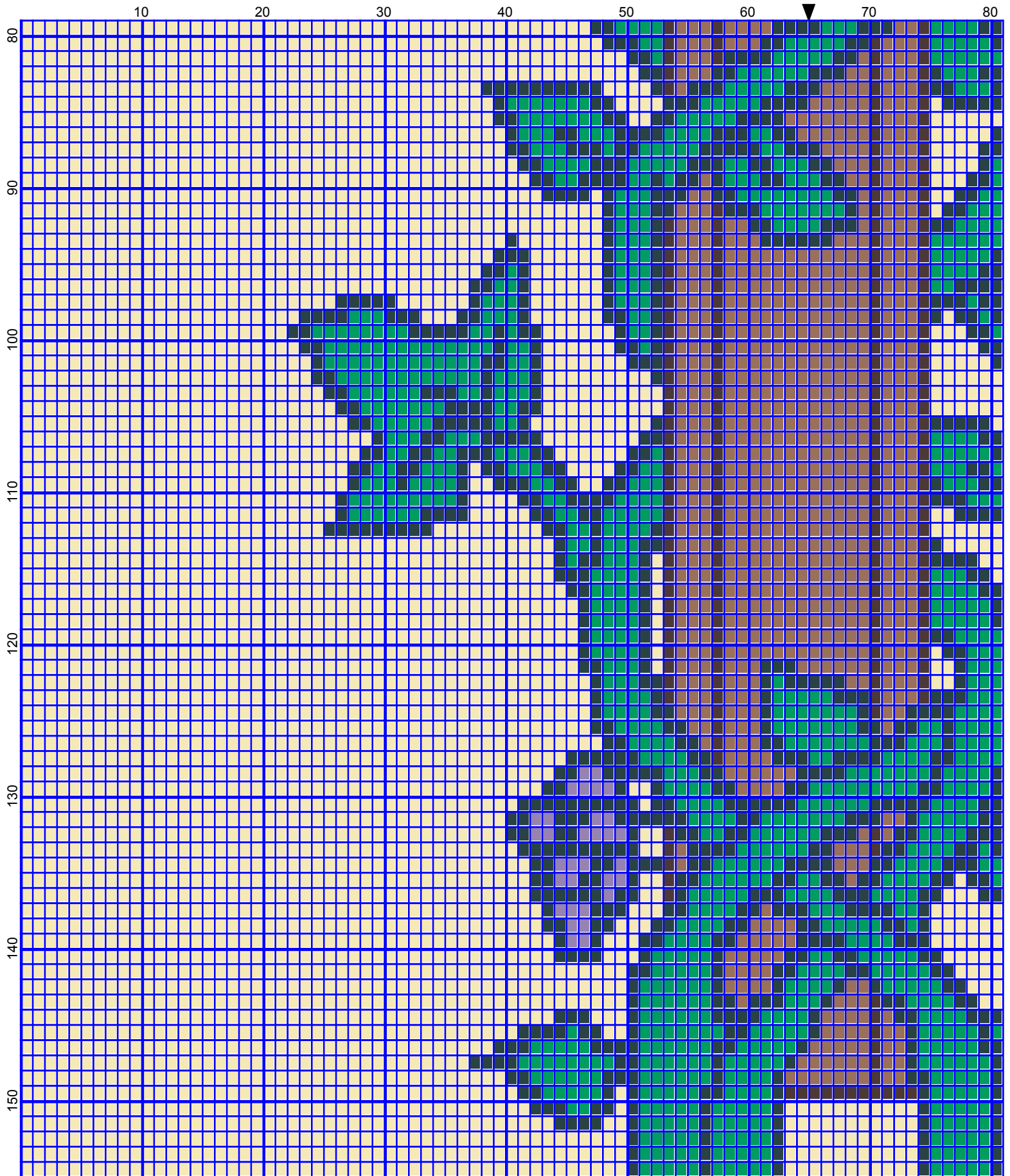
Cross With Vines by Donna Hammell



December 2008




December 2008



December 2008

Cross With Vines by Donna Hammell







December 2008



Cross With Vines

Author: Donna Hammell
Copyright: December 2008
Website: www.geocities.com/crochetshoppe/patterns.html
Grid Size: 130W x 155H
Design Area: 13.00" x 19.38" (130 x 155 stitches)

Legend:

 [2] 001 RH336 Warm Brown
 [2] 001 RH633 Dark Sage

 [2] 001 RH676 Emerald Green
 [2] 001 RH365n Coffee

 [2] 001 RH584 Lavendar
 [2] 001 RH111 Eggshell

Instructions for using the graph.

GAUGE= 5 STS = 1"
4 ROWS = 1"

I USED SIZE "H" AFGHAN HOOK,USE WHATEVER SIZE GIVES YOU THE CORRECT GAUGE. CAN BE DONE IN AFGHAN STITCH OR SINGLE CROCHET.

EACH SQUARE ON THE GRAPH REPRESENTS 1 STITCH. FOR SINGLE CROCHET READ THE CHART FROM RIGHT TO LEFT, AND THEN LEFT TO RIGHT. IF USING AFGHAN STITCH ALWAYS READ FROM THE RIGHT.

TO START: CHAIN ONE MORE STITCH THAN GRAPH.

YOU WILL NEED TO ADD STITCHES TO MAKE THE PIECE WIDER, AND ADD ROWS TO MAKE IT LONGER. THE DESIGN IS CENTERED, SO ADD STITCHES EVENLY TO BOTH SIDES.

ESTIMATED YARN NEEDED:

WARM BROWN ;3OUNCES

DARK SAGE: 3 OUNCES

EMERALD GREEN :2 OUNCES

EGGSHELL/BACKGROUND : 13 OUNCES

COFFEE: 1 OUNCE

LAVENDAR: 1 OUNCE