



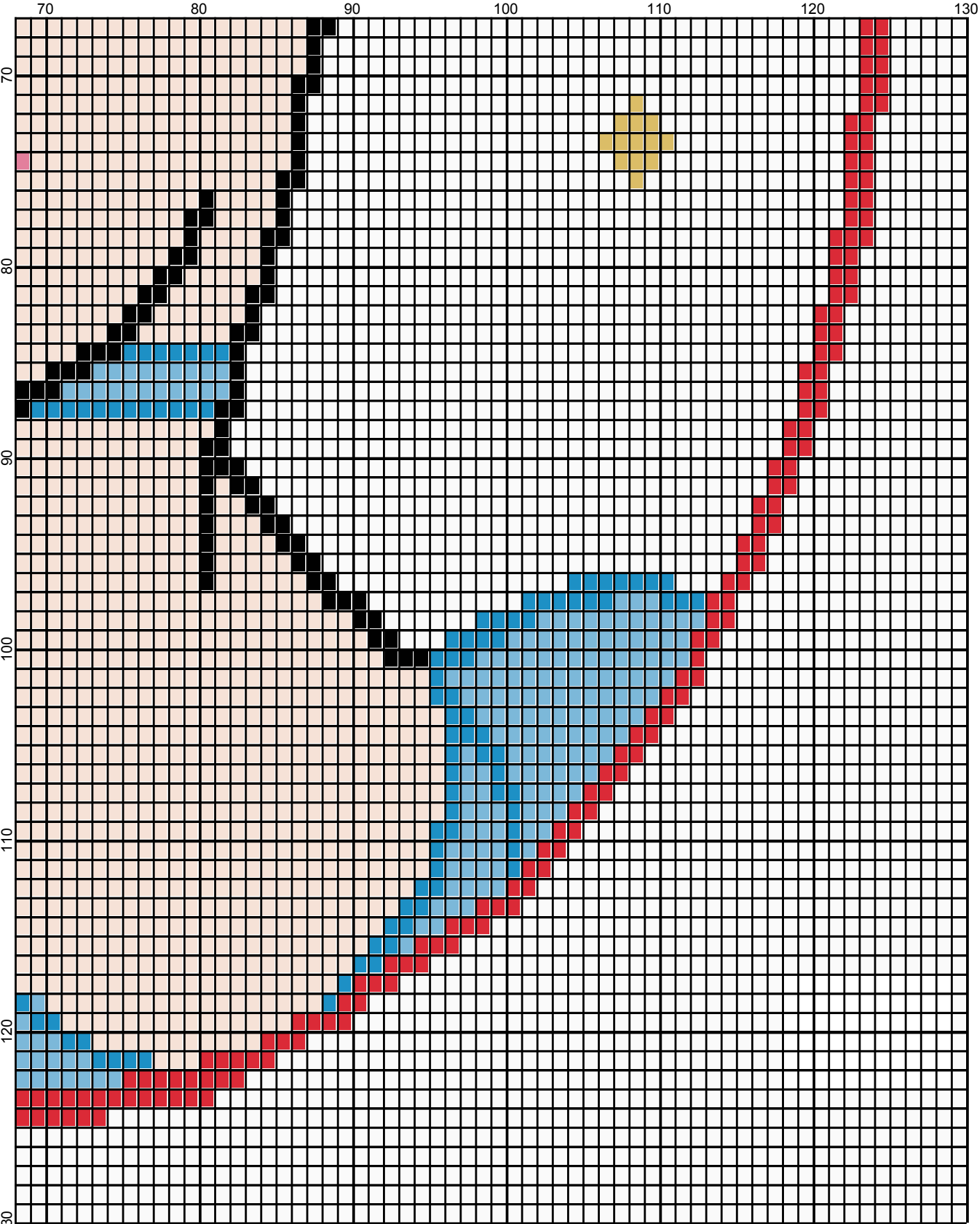
October 2009



October 2009



October 2009



October 2009

# Cinderella Portrait

---

**Author:** Donna Hammell  
**Copyright:** October 2009  
**Website:** [www.donnascrochetshoppe.com](http://www.donnascrochetshoppe.com)  
**Grid Size:** 130W x 130H  
**Design Area:** 13.00" x 16.25" (130 x 130 stitches)

Legend:

	[2]	001	RH827	Lt. Periwinkle		[2]	001	RH914	Country Red		[2]	001	RH257	Light Peach
	[2]	001	RH815	Pale Blue		[2]	001	RH012	Black		[2]	001	rh001	White
	[2]	001	RH230	Yellow		[2]	001	RH735	Light Cassis		[2]	001	RH645	Honey Gold

Instructions for using the graph.

GAUGE= 5 STS = 1"  
4 ROWS = 1"

I USED SIZE "H" AFGHAN HOOK,USE WHATEVER SIZE GIVES YOU THE CORRECT GAUGE. CAN BE DONE IN AFGHAN STITCH OR SINGLE CROCHET.

EACH SQUARE ON THE GRAPH REPRESENTS 1 STITCH. FOR SINGLE CROCHET READ THE CHART FROM RIGHT TO LEFT, AND THEN LEFT TO RIGHT. IF USING AFGHAN STITCH ALWAYS READ FROM THE RIGHT.

TO START: CHAIN ONE MORE STITCH THAN GRAPH.

IF YOU NEED TO MAKE THE PIECE WIDER ADD AN EVEN NUMBER OF STITCHES TO BOTH SIDES, AND ADD ROWS TO MAKE IT LONGER. THE DESIGN IS CENTERED, SO ADD STITCHES EVENLY TO BOTH SIDES.

ESTIMATED YARN NEEDED:  
BLACK; 1 OUNCES  
RED: 1 OUNCES  
WHITE: 10 OUNCES  
GOLD: SMALL AMT  
LT PERIWINKLE: 1 OUNCE  
LIGHT PEACH: 3 OUNCES  
YELLOW: 2 OUNCES  
LIGHT CASSIS: SMALL AMOUNT  
PALE BLUE: 2 OUNCES