








cinderella_110x110

Author: Donna Hammell
Company: Donna's Crochet Shoppe
Copyright: October 2016
Website: www.donnascrochetshoppe.com
Grid Size: 110W x 110H
Design Area: 11.00" x 13.75" (110 x 110 stitches)

Legend:
 [2] RHS 324 Bright Yellow  [2] RHS 347 Light Periwinkle  [2] RHS 774 Light Raspberry  [2] RHS 706 Perfect Pink
 [2] RHS 327 Light Coral  [2] RHS 312 Black  [2] RHS 316 Soft White

Instructions for using the graph.

GAUGE= 5 STS = 1"
4 ROWS = 1"

I USED SIZE "H" AFGHAN HOOK,USE WHATEVER SIZE GIVES YOU THE CORRECT GAUGE. CAN BE DONE IN AFGHAN STITCH OR SINGLE CROCHET.

EACH SQUARE ON THE GRAPH REPRESENTS 1 STITCH. FOR SINGLE CROCHET READ THE CHART FROM RIGHT TO LEFT, AND THEN LEFT TO RIGHT. IF USING AFGHAN STITCH ALWAYS READ FROM THE RIGHT.

TO START: CHAIN ONE MORE STITCH THAN GRAPH.
ESTIMATED YARN NEEDED:
BRIGHT YELLOW: 1 OUNCE
LT CORAL: 1 OUNCE
LT PERIWINKLE: 1 OUNCE
BLACK: 2 OUNCES
LT RASP.: SMALL AMT
SOFT WHITE: SMALL AMT
PERFECT PINK: 10 OUNCES