
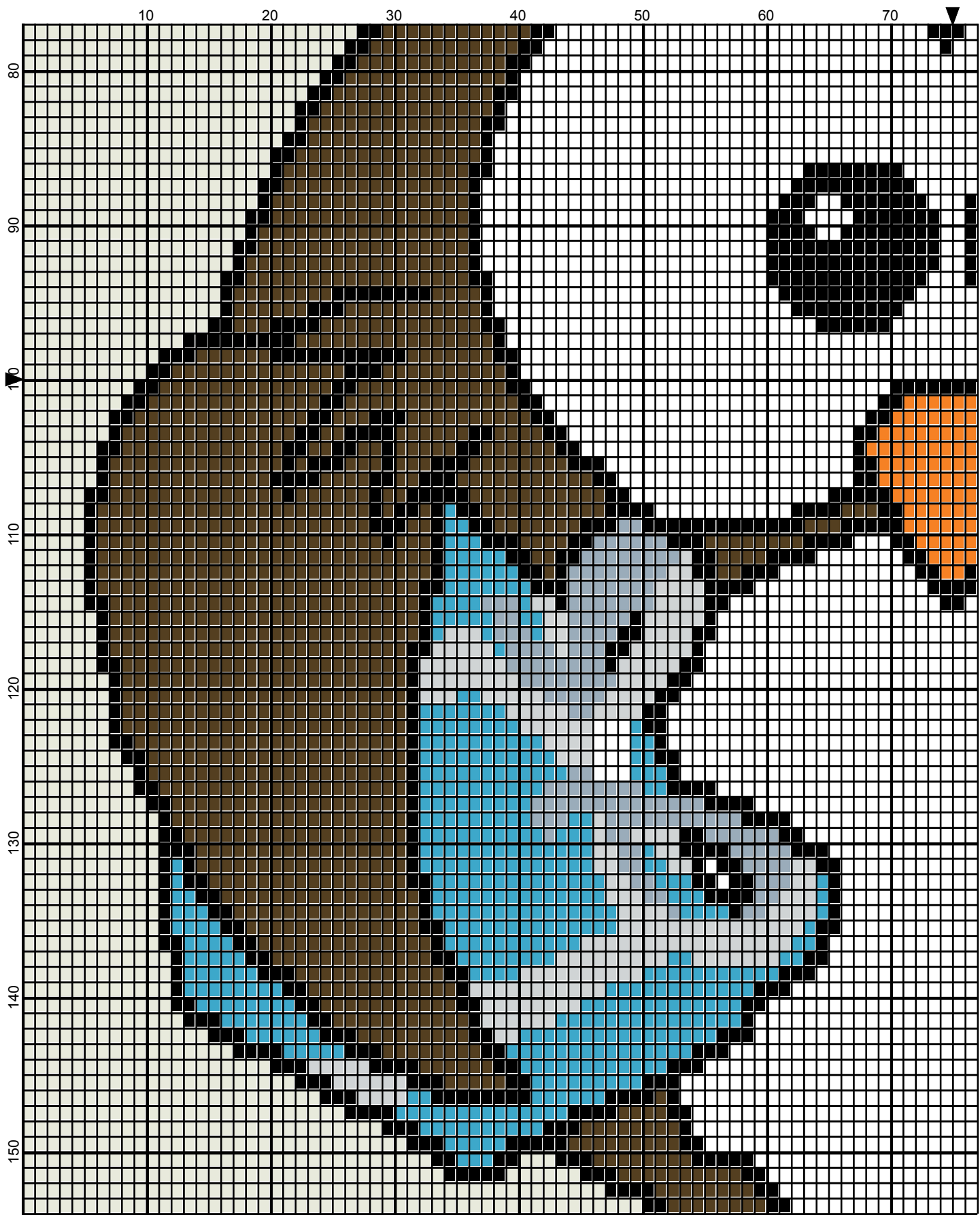


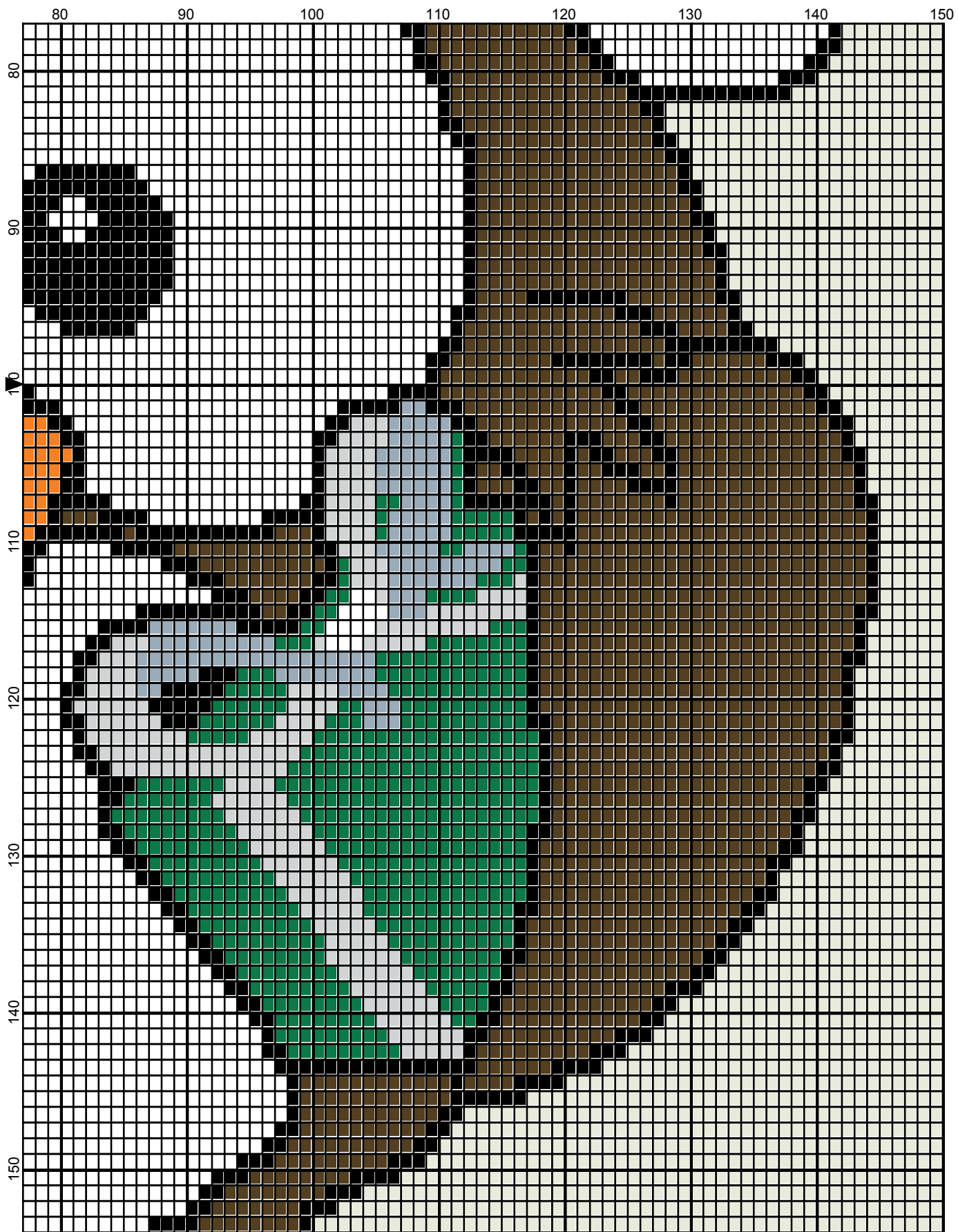
November 2014




November 2014




NOVember 2014



NOVember 2014















christmas_penguin

Author: Donna Hammell
Copyright: NOvember 2014
Website: www.donnascrochetshoppe.com
Grid Size: 150W x 200H
Design Area: 15.00" x 25.00" (150 x 200 stitches)

Legend:

 [2] RHC 312 Black	 [2] RHC 0513 Parakeet	 [2] RHC 686 Paddy Green
 [2] RHC 0882 Country Blue	 [2] RHC 0412 Silver	 [2] RHC 003 Off White
 [2] RHC 0339 Mid Brown	 [2] RHC 902 Jockey Red	
 [2] RHC 245 Orange	 [2] RHC 001 White	

Instructions for using the graph.

GAUGE= 5 STS = 1"
4 ROWS = 1"

I USED SIZE "H" AFGHAN HOOK, USE WHATEVER SIZE GIVES YOU THE CORRECT GAUGE. CAN BE DONE IN AFGHAN STITCH OR SINGLE CROCHET.

EACH SQUARE ON THE GRAPH REPRESENTS 1 STITCH. FOR SINGLE CROCHET READ THE CHART FROM RIGHT TO LEFT, AND THEN LEFT TO RIGHT. IF USING AFGHAN STITCH ALWAYS READ FROM THE RIGHT.

TO START: CHAIN ONE MORE STITCH THAN GRAPH.

YOU WILL NEED TO ADD STITCHES TO MAKE THE PIECE WIDER, AND ADD ROWS TO MAKE IT LONGER. THE DESIGN IS CENTERED, SO ADD STITCHES EVENLY TO BOTH SIDES.

ESTIMATED RED HEART YARN NEEDED:

WHITE :7 OUNCES
BACKGROUND: 21 OUNCES
ORANGE: 1 OUNCE
GREEN:1 OUNCE
RED: 2 OUNCES
SILVER: 1 OUNCE
PARAKEET: 1 OUNCE
MID BROWN: 4 OUNCES
COUNTRY BLUE: 1 OUNCE
BLACK: 3 OUNCES