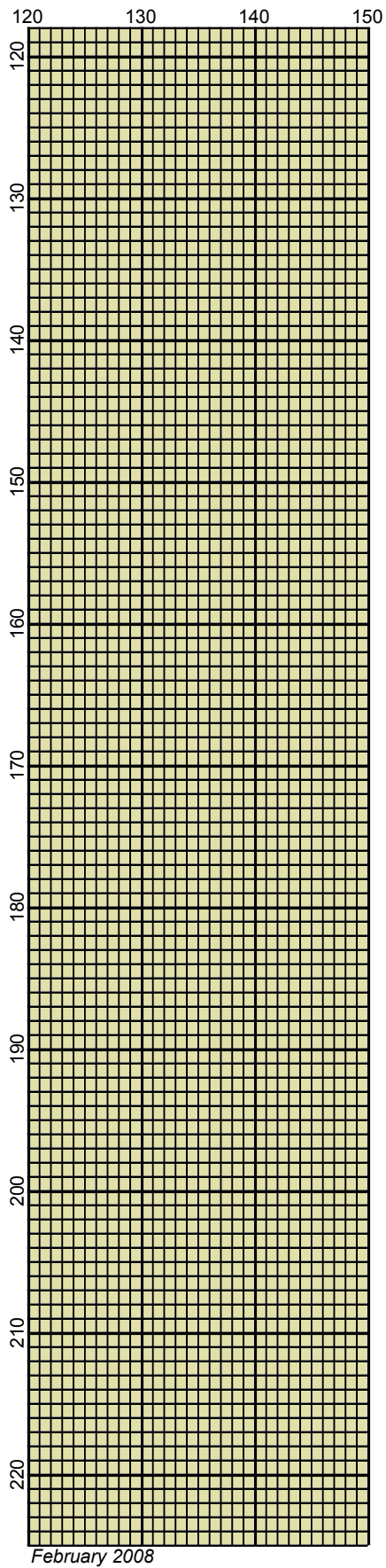









February 2008



February 2008

Charlie Brown

Author: Donna Hammell
Company: The Crochet Shoppe
Copyright: February 2008
Website: www.geocities.com/crochetshoppe/patterns.html
Grid Size: 150W x 225H
Design Area: 15.00" x 28.13" (150 x 225 stitches)

Legend: (001)
 [2] RH012 Black  [2] RH230 Yellow  [2] RH261 Maize
 [2] RH257 Light Peach  [2] RH339 Medium Brown

Instructions for using the graph.

GAUGE= 5 STS = 1"
4 ROWS = 1"

I USED SIZE "H" AFGHAN HOOK,USE WHATEVER SIZE GIVES YOU THE CORRECT GAUGE. CAN BE DONE IN AFGHAN STITCH OR SINGLE CROCHET.

EACH SQUARE ON THE GRAPH REPRESENTS 1 STITCH. FOR SINGLE CROCHET READ THE CHART FROM RIGHT TO LEFT, AND THEN LEFT TO RIGHT. IF USING AFGHAN STITCH ALWAYS READ FROM THE RIGHT.

TO START: CHAIN ONE MORE STITCH THAN GRAPH.

YOU WILL NEED TO ADD STITCHES TO MAKE THE PIECE WIDER, AND ADD ROWS TO MAKE IT LONGER. THE DESIGN IS CENTERED, SO ADD STITCHES EVENLY TO BOTH SIDES.

ESTIMATED RED HEART YARN NEEDED:
LIGHT PEACH: 10 OUNCES
BLACK: 6 OUNCES
MAIZE/BACKGROUND: 18 OUNCES
YELLOW: 3 OUNCES
MEDIUM BROWN: 1 OUNCE