
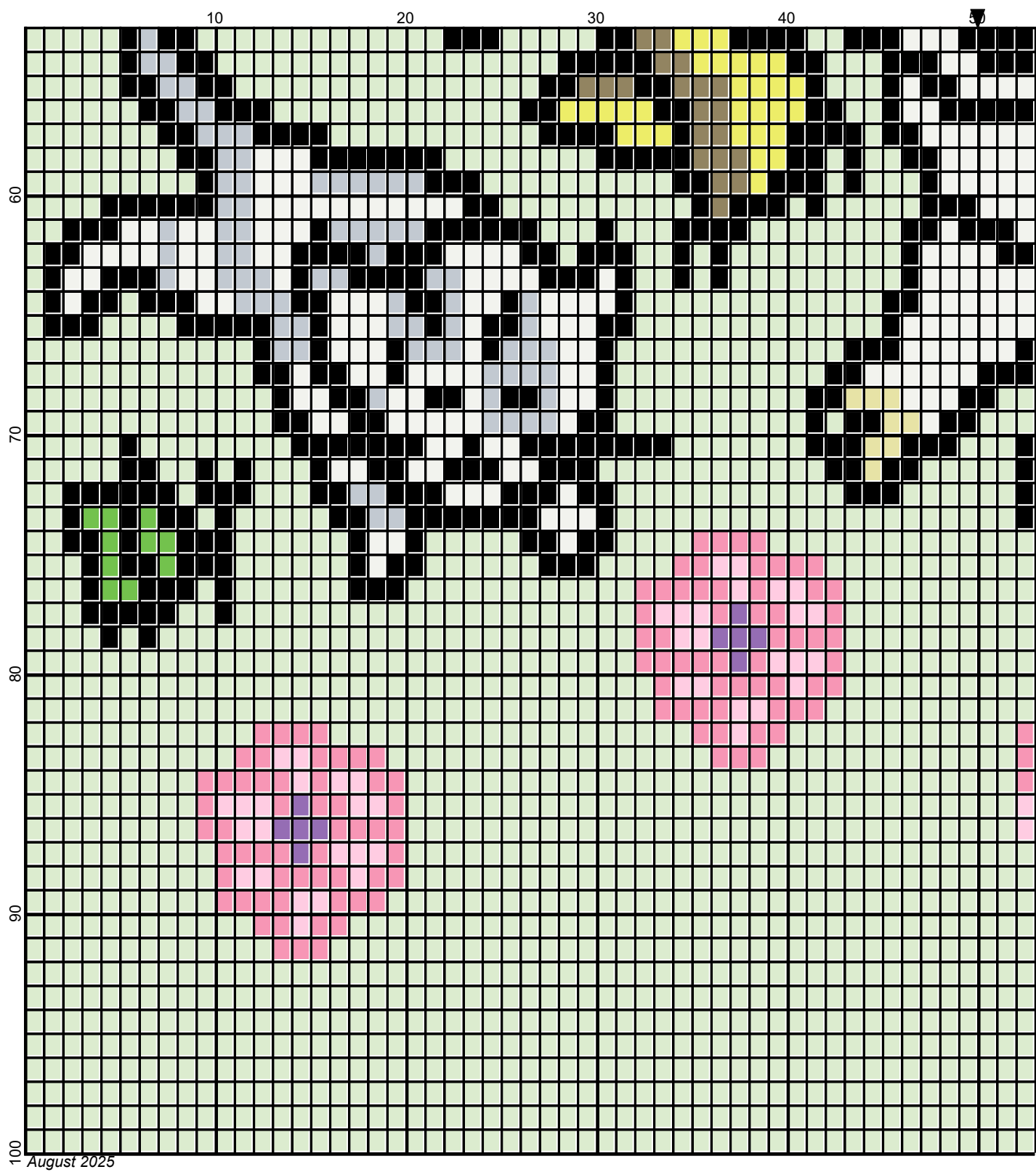



August 2025




August 2025



Legend:  
RHS-312   RHS-360   RHS-668   RHS-528   RHS-373   RHS-672





Legend:












<span style="display:inline-block; width:10px; height:10px; background-color:black; border:1px solid black;"></span> RHS-312	<span style="display:inline-block; width:10px; height:10px; background-color:brown; border:1px solid black;"></span> RHS-360	<span style="display:inline-block; width:10px; height:10px; background-color:lightgreen; border:1px solid black;"></span> RHS-668	<span style="display:inline-block; width:10px; height:10px; background-color:purple; border:1px solid black;"></span> RHS-528	<span style="display:inline-block; width:10px; height:10px; background-color:pink; border:1px solid black;"></span> RHS-373	<span style="display:inline-block; width:10px; height:10px; background-color:green; border:1px solid black;"></span> RHS-672
<span style="display:inline-block; width:10px; height:10px; background-color:yellow; border:1px solid black;"></span> RHS-324	<span style="display:inline-block; width:10px; height:10px; background-color:gold; border:1px solid black;"></span> RHS-320	<span style="display:inline-block; width:10px; height:10px; background-color:lightblue; border:1px solid black;"></span> RHS-341	<span style="display:inline-block; width:10px; height:10px; background-color:darkpink; border:1px solid black;"></span> RHS-706	<span style="display:inline-block; width:10px; height:10px; background-color:lightgrey; border:1px solid black;"></span> RHS-316	

# cats\_butterflies\_100x100

---

**Author:** Donna Hammell  
**Copyright:** August 2025  
**Website:** [www.donnascrochetshoppe.com](http://www.donnascrochetshoppe.com)  
**Grid Size:** 100W x 100H  
**Design Area:** 10.00" x 12.50" (100 x 100 stitches)

## Legend:

	[2]	RHS	312	Black		[2]	RHS	668	Honey Dew		[2]	RHS	373	Petal Pink
	[2]	RHS	324	Bright Yellow		[2]	RHS	341	Light Gray		[2]	RHS	316	Soft White
	[2]	RHS	360	Cafe Latte		[2]	RHS	528	Medium Purple		[2]	RHS	672	Spring Green
	[2]	RHS	320	Cornmeal		[2]	RHS	706	Perfect Pink					

Instructions for using the graph.

GAUGE= 5 STS = 1"  
4 ROWS = 1"

I USED SIZE "H" AFGHAN HOOK,USE WHATEVER SIZE GIVES YOU THE CORRECT GAUGE. CAN BE DONE IN AFGHAN STITCH OR SINGLE CROCHET.

EACH SQUARE ON THE GRAPH REPRESENTS 1 STITCH. FOR SINGLE CROCHET READ THE CHART FROM RIGHT TO LEFT, AND THEN LEFT TO RIGHT. IF USING AFGHAN STITCH ALWAYS READ FROM THE RIGHT.

TO START: CHAIN ONE MORE STITCH THAN GRAPH.

IF YOU NEED TO ADD STITCHES TO MAKE THE PIECE WIDER, AND ADD ROWS TO MAKE IT LONGER. THE DESIGN IS CENTERED, SO ADD STITCHES EVENLY TO BOTH SIDES.

ESTIMATED RED HEART YARN NEEDED:

SPRING GREEN: SMALL AMT  
LT GRAY:SMALL AMT  
PERFECT PINK: 1 OUNCE  
PETAL PINK: 1 OUNCE  
BLACK: 2 OUNCES  
MEDIUM PURPLE: SMALL AMT  
BRIGHT YELLOW: SMALL AMT  
SOFT WHITE: 6 OUNCES  
CAFE: SMALL AMT  
CORNMEAL: 1 OUNCE  
BACKGROUND: 9 OUNCES