



march 2012










# cat

---

**Author:** Donna Hammell  
**Copyright:** march 2012  
**Website:** www.donnascrochetshoppe.com  
**Grid Size:** 170W x 170H  
**Design Area:** 17.00" x 21.25" (170 x 170 stitches)

## Legend:

 [2] 001 RH012 Black	 [2] 001 rh001 White	 [2] 001 RH111 Eggshell
 [2] 001 RH401 Nickel	 [2] 001 RH719 Lily Pink	

Instructions for using the graph.

GAUGE= 5 STS = 1"  
4 ROWS = 1"

I USED SIZE "H" AFGHAN HOOK,USE WHATEVER SIZE GIVES YOU THE CORRECT GAUGE. CAN BE DONE IN AFGHAN STITCH OR SINGLE CROCHET.

EACH SQUARE ON THE GRAPH REPRESENTS 1 STITCH. FOR SINGLE CROCHET READ THE CHART FROM RIGHT TO LEFT, AND THEN LEFT TO RIGHT. IF USING AFGHAN STITCH ALWAYS READ FROM THE RIGHT.

TO START: CHAIN ONE MORE STITCH THAN GRAPH.

YOU WILL NEED TO ADD STITCHES TO MAKE THE PIECE WIDER, AND ADD ROWS TO MAKE IT LONGER. THE DESIGN IS CENTERED, SO ADD STITCHES EVENLY TO BOTH SIDES.

## ESTIMATED YARN NEEDED:

BLACK ; 2 OUNCES

PINK: SMALL AMT

WHITE: 1 OUNCES

PUMPKIN: 1 OUNCE

NICKEL: 9 OUNCES

BACKGROUND: 20 OUNCES